

Lance®

- Aluminum Rulers
- Curves
- L-Squares
- T-Squares
- Triangles

Quality Specifications

Lance® anodized aluminum, scratch-resistant measuring tools are precision made using the highest quality materials and the finest workmanship to guarantee smooth, clean work edges and easily-read measurements. The accuracy and clarity of Lance® calibrations meet the highest standards in the industry.

- **Curves** are designed to draw the numerous contours of the human form.
 - **Hip Curves**: Calibrations are on one edge, on both sides. Patternmakers, designers and tailors alike reach for this tool to measure or draw hipline, trouser inseam, lapels, sleeves, skirt seams, etc.
 - **French Curves**: Calibrations are on one edge, on both sides. Used to form arm hole curves. These tools complement the Hip Curve by adding the various curves formerly found only in a Burmester set.
- **T-Squares** are available in lengths from 12" to 72" and made of standard or heavy duty gauge aluminum. Calibrations are in 8ths and 16ths of an inch on the blade, and in 8ths of an inch on the head. The T-Square heads are made from ABS plastic for the greatest durability. The blue standard head is 9" long. The Green heavy duty head is 16" long.
- **Triangles** are excellent tools for commercial artists, draftsmen and hobbyist. They are available in angles of 30°/60°/90° or 45°/45°/90°, and in lengths from 6" to 14". They are calibrated in 16ths of an inch on one edge, one side. Each triangle has 20 or 26 circular template holes, depending on its size. The diameter of the circular template holes ranges from 1/32" to 1 3/8".
- **Straight Edge Rulers** are universally used tools and come in the following configurations:
 - **Inches**: Calibrations are on two edges in 16ths and 8ths on one side.
 - **Inches and Centimeters**: Calibrations are on two edges, on one side. Millimeters to centimeters on the top edge. Inches in 16ths on the bottom edge.
 - **Millimeters and Centimeters**: Calibrations are on two edges, on one side. Millimeters to centimeters on the top edge and centimeters on the bottom edge.
 - **Cork-Backed Inking Rulers**: Calibrations are on two edges, on one side. Inches in 8ths and 16ths. Since the water-resistant cork backing raises the ruler above the work surface, inking can be done without fear of bleeding or smearing.

Quality Specifications (continued)

- **L-Squares** are universally used tools and come in the following configurations:
 - **Standard L-Squares** are calibrated in inches or centimeters. Each arm is calibrated on two edges on one side and on one edge on the reverse side.
 - **Half-Size L-Squares** are calibrated in inches or centimeters. Each arm is calibrated on one edge on two sides. The Half-Size L-Square is a half scale of our Standard L-Squares.
 - **Mini L-Squares** are calibrated in inches or centimeters. Each arm is calibrated on two edges on one side and one edge on the reverse side. The short arm is also calibrated as a center-finding ruler.
- **Lance® Black Anodized Rulers** are constructed of black, anodized, hardened aluminum, .090" thick and 1" wide. They are designed for use in demanding environments such as machine shops and factories where conditions often prove destructive for rulers of a less hardy construction. The calibrations appear in a sharp contrast of silver against a black background and are able to withstand extensive wear and tear .
- **Specialty Rulers**
 - **Cuff Rulers** are handy accurate tools used to quickly mark trouser cuffs of various lengths and widths. Calibrated in inches, 8ths on top edge and 16ths on the bottom edge.
 - **Center Finding Rulers** are designed as an efficient aid in finding the center between two points. They are a significant time-saving device in pattern-making, tailoring, form design and crafts of all kind. There is a zero-point at the center of the top edge of the ruler, with equal incremental measurements to the left and to the right in 32nds of an inch. The bottom edge is a standard ruler calibrated in 16ths.
 - **Agate / Pica Rulers** are precision tools used in the layout of printed material. Calibrated on two edges, on two sides.
 - Side One: Inches, in 16ths on top edge and Picas on the bottom.
 - Side Two: Inches, in 16ths on top edge and Agates on the bottom.

Lance® Curves

Hip Curves

Product No.	Length	Calibrations
HC-024-LAN	24"	1/8"
HC-060M-LAN	60 cm	1/2 cm



French Curves


Product No.	Length	Calibrations
FC-012-LAN	12"	1/8"
FC-024-LAN	24"	1/8"
FC-032M-LAN	32 cm	1/2 cm
FC-060M-LAN	60 cm	1/2 cm



Lance® T-Squares


Standard T-Squares (Blue Head 9")

Product No.	Length-Width	Calibrations
T-012-LAN	12" x 1-1/2"	1/8", 1/16"
T-015-LAN	15" x 1-1/2"	1/8", 1/16"
T-018-LAN	18" x 1-1/2"	1/8", 1/16"
T-030-LAN	30" x 1-1/2"	1/8", 1/16"



Heavy Duty T-Squares (Green Head 16")


Product No.	Length-Width	Calibrations
HT-024-LAN	24" x 2"	1/8", 1/16"
HT-030-LAN	30" x 2"	1/8", 1/16"
HT-036-LAN	36" x 2"	1/8", 1/16"
HT-042-LAN	42" x 2"	1/8", 1/16"
HT-048-LAN	48" x 2"	1/8", 1/16"
HT-060-LAN	60" x 2"	1/8", 1/16"
HT-072-LAN	72" x 2"	1/8", 1/16"



Lance® Triangles


30°/60°/90° Triangles

Product No.	Length	Calibrations
TR-3060-8-LAN	8"	1/16"
TR-3060-10-LAN	10"	1/16"
TR-3060-12-LAN	12"	1/16"
TR-3060-14-LAN	14"	1/16"



45°/45°/90° Triangles

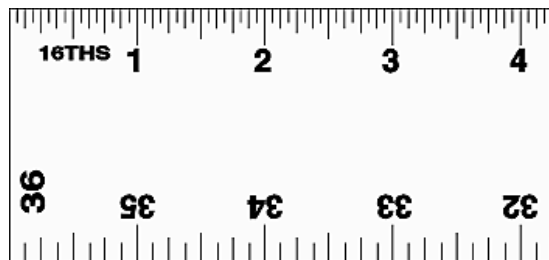
Product No.	Length	Calibrations
TR-4590-6-LAN	6"	1/16"
TR-4590-8-LAN	8"	1/16"
TR-4590-10-LAN	10"	1/16"
TR-4590-12-LAN	12"	1/16"



Lance[®] Straight Edge Rulers


Calibrated in Inches

Product No.	Length- Width	Calibrations
SE-006-LAN	6" x 3/4"	1/16", 1/32"
Compressed calibration is necessary on smaller rulers (e.g. SE-006)		
SE-012-LAN	12" x 1"	1/8", 1/16"
SE-015-LAN	15" x 1-1/4"	1/8", 1/16"
SE-018-LAN	18" x 1-1/4"	1/8", 1/16"
SE-024-LAN	24" x 1-1/4"	1/8", 1/16"
SE-036-LAN	36" x 2"	1/8", 1/16"
SE-048-LAN	48" x 2"	1/8", 1/16"
SE-060-LAN	60" x 2"	1/8", 1/16"
SE-072-LAN	72" x 2"	1/8", 1/16"
SE-096-LAN	96" x 2"	1/8", 1/16"



Calibrated in Inches / Centimeters


Product No.	Length-Width	Calibrations
SE-015EM-LAN	15 cm x 1.91 cm	1/32", cm
SE-030EM-LAN	30 cm x 2.54 cm	1/16", cm
SE-060EM-LAN	60 cm x 3.49 cm	1/16", cm
SE-150EM-LAN	150 cm x 3.81 cm	1/16", cm
SE-200EM-LAN	200 cm x 3.81 cm	1/16", cm



Lance® Straight Edge Rulers (continued)

Calibrated in Centimeters

Product No.	Length- Width	Calibrations
SE-030M-LAN	30 cm x 3.8 cm	mm, cm
SE-045M-LAN	45 cm x 3.8 cm	mm, cm
SE-060M-LAN	60 cm x 3.8 cm	mm, cm
SE-100M-LAN	100 cm x 3.8 cm	mm, cm



Cork-Backed Inking Rulers Calibrated in Inches

Product No.	Length-Width	Calibrations
CB-006-LAN	6" x 3/4"	1/16", 1/32"
Compressed calibration is necessary on smaller rulers (e.g. SE-006)		
CB-012-LAN	12" x 1"	1/8", 1/16"
CB-015-LAN	15" x 1-1/2"	1/8", 1/16"
CB-018-LAN	18" x 1-1/2"	1/8", 1/16"
CB-024-LAN	24" x 1-1/2"	1/8", 1/16"
CB-036-LAN	36" x 2"	1/8", 1/16"
CB-048-LAN	48" x 2"	1/8", 1/16"




Lance® L-Square

Standard L-Square

Calibrated in Inches or Centimeters


Product No.	Blade Length	Calibrations
LS-024-LAN	24" X 14"	1/8", 1/24", 1/32", 1/2", 1/4ths, 1/8ths, 16ths, 2/3rds, 6ths, 12ths
LS-615M-LAN	60 cm x 35 cm	Centimeters in mms, 3rds, 2/3rds, 6ths, 12ths, 24ths, 1/2s, 4ths, 8ths, 16ths, 32nds



Half-Size L-Squares

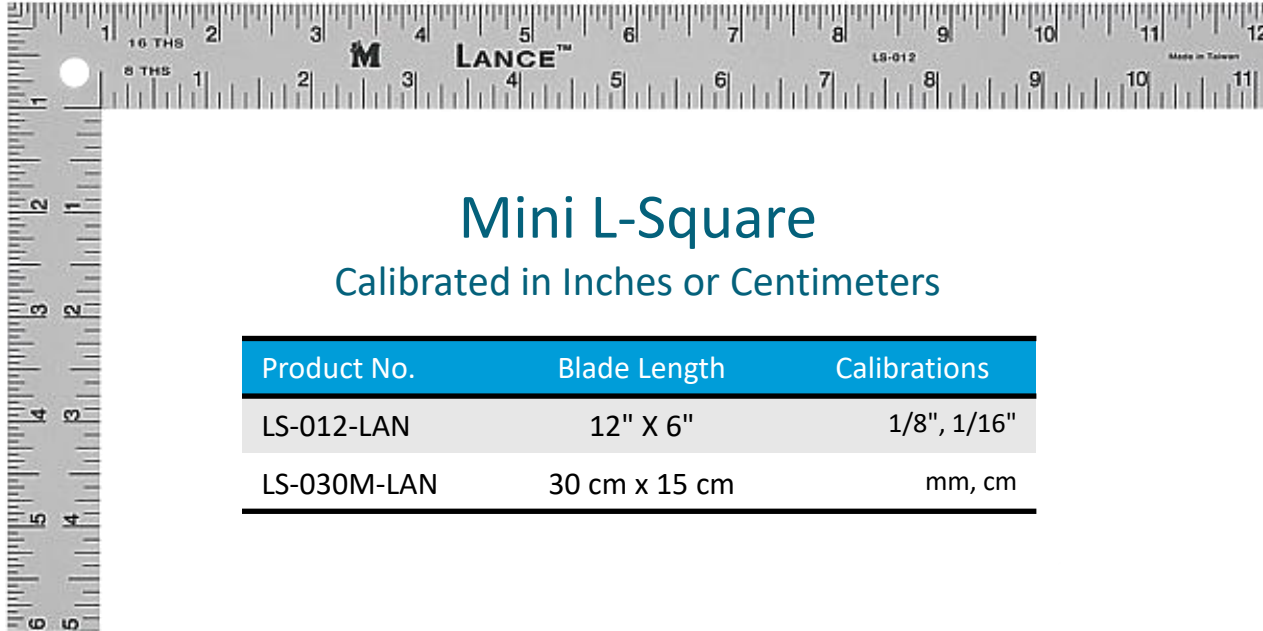
Calibrated in Inches or Centimeters

Product No.	Blade Length	Calibrations
LS-012-05-LAN	12" x 6"	1/8", 1/24", 1/32", 1/2", 1/4ths, 1/8ths, 16ths, 2/3rds, 6ths, 12ths
LS-030-05M-LAN	30 cm X 16 cm	Centimeters in mms, 3rds, 2/3rds, 6ths, 12ths, 24ths, 1/2s, 4ths, 8ths, 16ths, 32nds



This image has been magnified for easier readability

Lance® L-Square



Mini L-Square

Calibrated in Inches or Centimeters

Product No.	Blade Length	Calibrations
LS-012-LAN	12" X 6"	1/8", 1/16"
LS-030M-LAN	30 cm x 15 cm	mm, cm

Lance® Black Engraved Rulers

Calibrated in Inches 16ths - Top Edge

Left to Right

Product No.	Size
TLR-012B-LAN	12"
TLR-024B-LAN	24"
TLR-036B-LAN	36"
TLR-048B-LAN	48"
TLR-060B-LAN	60"
TLR-072B-LAN	72"
TLR-096B-LAN	96"
TLR-144B-LAN	144"

Right to Left

Product No.	Size
TRL-012B-LAN	12"
TRL-024B-LAN	24"
TRL-036B-LAN	36"
TRL-048B-LAN	48"
TRL-060B-LAN	60"
TRL-072B-LAN	72"
TRL-096B-LAN	96"
TRL-144B-LAN	144"

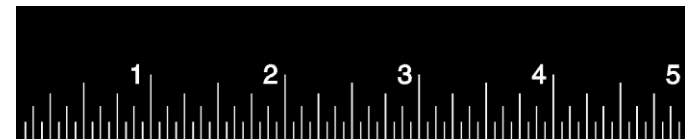
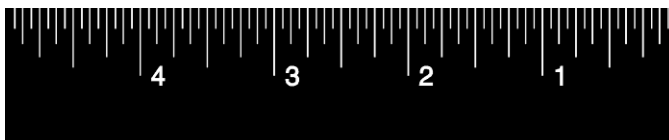
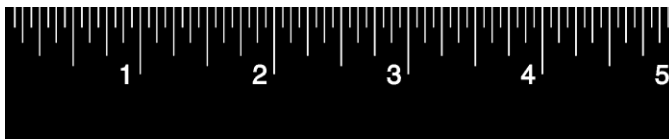
Calibrated in Inches 16ths - Bottom Edge

Left to Right

Product No.	Size
BLR-012B-LAN	12"
BLR-024B-LAN	24"
BLR-036B-LAN	36"
BLR-048B-LAN	48"
BLR-060B-LAN	60"
BLR-072B-LAN	72"
BLR-096B-LAN	96"
BLR-144B-LAN	144"

Right to Left

Product No.	Size
BRL-012B-LAN	12"
BRL-024B-LAN	24"
BRL-036B-LAN	36"
BRL-048B-LAN	48"
BRL-060B-LAN	60"
BRL-072B-LAN	72"
BRL-096B-LAN	96"
BRL-144B-LAN	144"




Lance® Black Engraved Rulers

Calibrated in Centimeters & Millimeters – Top Edge

Calibrated in Inches & 16ths – Bottom Edge

Product No.	Size Inches / MM	
TBLR-20EM-LAN	20"	50.8 cm
TBLR-40EM-LAN	40"	101.6 cm
TBLR-60EM-LAN	60"	152.4 cm
TBLR-80EM-LAN	80"	203.2 cm
TBLR-100EM-LAN	100"	254.0 cm



Lance® Black Engraved Rulers

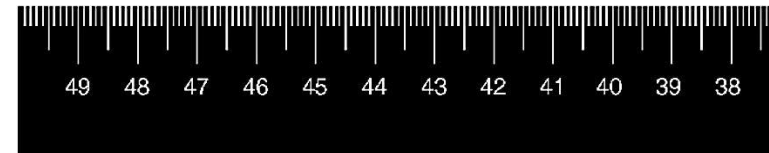

Calibrated in Centimeters & Millimeters

Top / Left to Right

Product No.	Size
TLR-050B-M-LAN	50 cm
TLR-100B-M-LAN	100 cm
TLR-150B-M-LAN	150 cm
TLR-200B-M-LAN	200 cm

Top / Right to Left

Product No.	Size
TRL-050B-M-LAN	50 cm
TRL-100B-M-LAN	100 cm
TRL-150B-M-LAN	150 cm
TRL-200B-M-LAN	200 cm
TRL-210B-M-LAN	210 cm

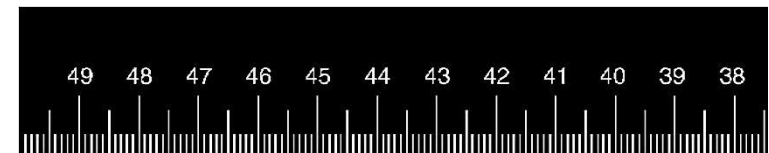
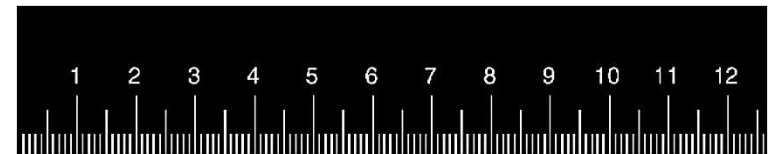


Bottom / Left to Right

Product No.	Size
BLR-050B-M-LAN	50 cm
BLR-100B-M-LAN	100 cm
BLR-150B-M-LAN	150 cm
BLR-200B-M-LAN	200 cm

Bottom / Right to Left

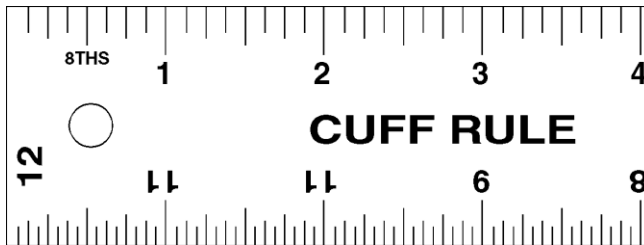
Product No.	Size
BRL-050B-M-LAN	50 cm
BRL-100B-M-LAN	100 cm
BRL-150B-M-LAN	150 cm
BRL-200B-M-LAN	200 cm



Lance® Specialty Rulers

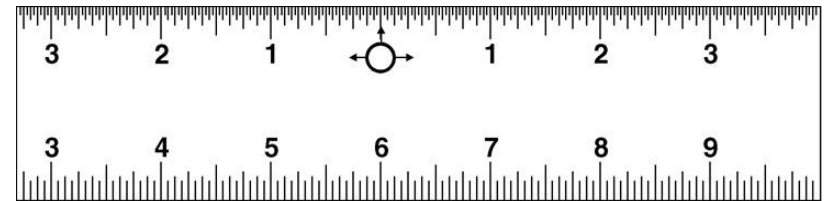
Cuff Rulers

Product No.	Length - Width	Calibrations
CR-125-LAN	12" X 1-1/4"	1/8", 1/16"
CR-150-LAN	12" X 1-1/2"	1/8", 1/16"
CR-175-LAN	12" X 1-3/4"	1/8", 1/16"
CR-200-LAN	12" X 2"	1/8", 1/16"
CR-225-LAN	12" X 2-1/4"	1/8", 1/16"



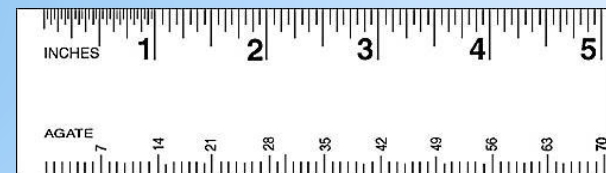
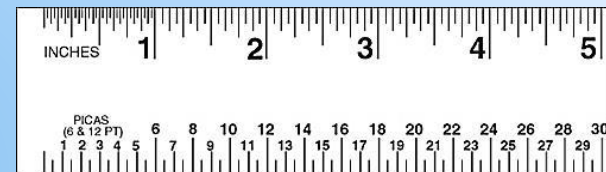
Center Finding Rulers

Product No.	Length - Width	Calibrations
CF-012-LAN	12" X 1 3/4"	1/16", 1/32"
CF-018-LAN	18" X 1 3/4"	1/16", 1/32"
CF-024-LAN	24" X 1 3/4"	1/16", 1/32"
CF-036-LAN	36" X 1 3/4"	1/16", 1/32"
CF-048-LAN	48" X 1 3/4"	1/16", 1/32"



Agate – Pica Rulers

Product No.	Length - Width	Calibrations
AP-012-LAN	12" X 1"	1/16", picas, agates
AP-018-LAN	18" X 1 1/2"	1/16", picas, agates
AP-024-LAN	24" X 1 1/2"	1/16", picas, agates



Ruler Cross Reference

Lance® #	Fairgate #	Size	Ruler Type	Special Information
AP-012-LAN	32-112	12" x 1"	Agate / Pica Rule	
AP-018-LAN	32-118	18" x 1.5"	Agate / Pica Rule	
AP-024-LAN	32-124	24" x 1.5"	Agate / Pica Rule	
BLR-012B-LAN	82-112	12"	Bottom Left / Right Black Engraved Aluminum Rule	
BLR-024B-LAN	82-124	24"	Bottom Left / Right Black Engraved Aluminum Rule	
BLR-036B-LAN	82-136	36"	Bottom Left / Right Black Engraved Aluminum Rule	
BLR-048B-LAN	82-148	48"	Bottom Left / Right Black Engraved Aluminum Rule	
BLR-050B-M-LAN	82-205	50cm	Bottom Left / Right Black Engraved Aluminum Rule	Metric
BLR-060B-LAN	82-160	60"	Bottom Left / Right Black Engraved Aluminum Rule	
BLR-072B-LAN	82-172	72"	Bottom Left / Right Black Engraved Aluminum Rule	
BLR-096B-LAN	82-196	96"	Bottom Left / Right Black Engraved Aluminum Rule	
BLR-100B-M-LAN	82-210	100cm	Bottom Left / Right Black Engraved Aluminum Rule	Metric
BLR-144B-LAN	82-144	144"	Bottom Left / Right Black Engraved Aluminum Rule	
BLR-150B-M-LAN	82-215	150cm	Bottom Left / Right Black Engraved Aluminum Rule	Metric
BLR-200B-M-LAN	82-220	200cm	Bottom Left / Right Black Engraved Aluminum Rule	Metric
BRL-012B-LAN	83-112	12"	Bottom Right / Left Black Engraved Aluminum Rule	
BRL-024B-LAN	83-124	24"	Bottom Right / Left Black Engraved Aluminum Rule	
BRL-036B-LAN	83-136	36"	Bottom Right / Left Black Engraved Aluminum Rule	
BRL-048B-LAN	83-148	48"	Bottom Right / Left Black Engraved Aluminum Rule	
BRL-050B-M-LAN	83-205	50cm	Bottom Right / Left Black Engraved Aluminum Rule	Metric
BRL-060B-LAN	83-160	60"	Bottom Right / Left Black Engraved Aluminum Rule	
BRL-072B-LAN	83-172	72"	Bottom Right / Left Black Engraved Aluminum Rule	
BRL-096B-LAN	83-196	96"	Bottom Right / Left Black Engraved Aluminum Rule	
BRL-100B-M-LAN	83-210	100cm	Bottom Right / Left Black Engraved Aluminum Rule	Metric
BRL-144B-LAN	83-144	144"	Bottom Right / Left Black Engraved Aluminum Rule	
BRL-150B-M-LAN	83-215	150cm	Bottom Right / Left Black Engraved Aluminum Rule	Metric
BRL-200B-M-LAN	83-220	200cm	Bottom Right / Left Black Engraved Aluminum Rule	Metric

Ruler Cross Reference

Lance® #	Fairgate #	Size	Ruler Type	Special Information
CB-006-LAN	20-106	6" x 3/4"	Straight Edge Cork Back	
CB-012-LAN	20-112	12" x 1"	Straight Edge Cork Back	
CB-015-LAN	20-115	15" x 1.5"	Straight Edge Cork Back	
CB-018-LAN	20-118	18" x 1.5"	Straight Edge Cork Back	
CB-024-LAN	20-124	24" x 1.5"	Straight Edge Cork Back	
CB-036-LAN	20-136	36" x 2"	Straight Edge Cork Back	
CB-048-LAN	20-148	48" x 2"	Straight Edge Cork Back	
CF-012-LAN	23-112	12" x 1.75"	Center Finding Rule	
CF-018-LAN	23-118	18" x 1.75"	Center Finding Rule	
CF-024-LAN	23-124	24" x 1.75"	Center Finding Rule	
CF-036-LAN	23-136	36" x 1.75"	Center Finding Rule	
CF-048-LAN	23-148	48" x 1.75"	Center Finding Rule	
CR-125-LAN	14-100	12" x 1.25"	Cuff Rule Aluminum	
CR-150-LAN	14-101	12" x 1.5"	Cuff Rule Aluminum	
CR-175-LAN	14-111	12" x 1.75"	Cuff Rule Aluminum	
CR-200-LAN	14-102	12" x 2"	Cuff Rule Aluminum	
CR-225-LAN	14-112	12" x 2.25"	Cuff Rule Aluminum	
FC-012-LAN	12-112	12"	French Curve Aluminum	
FC-024-LAN	12-124	24"	French Curve Aluminum	
FC-032M-LAN	12-232	32cm	French Curve Aluminum	Metric
FC-060M-LAN	12-260	60cm	French Curve Aluminum	Metric
HC-024-LAN	11-124	24"	Hip Curve Aluminum Rule	
HC-060M-LAN	11-260	60cm	Hip Curve Aluminum Rule	Metric
HT-024-LAN	60-124	24"	Heavy Duty T-Square	
HT-030-LAN	60-130	30"	Heavy Duty T-Square	
HT-036-LAN	60-136	36"	Heavy Duty T-Square	
HT-042-LAN	60-142	42"	Heavy Duty T-Square	

Ruler Cross Reference

Lance® #	Fairgate #	Size	Ruler Type	Special Information
HT-048-LAN	60-148	48"	Heavy Duty T-Square	
HT-060-LAN	60-160	60"	Heavy Duty T-Square	
HT-072-LAN	60-172	72"	Heavy Duty T-Square	
LS-012-05-LAN	50-148	12" x 6"	Mini L-Square Aluminum	
LS-012-LAN	50-147	12" x 6.5"	Mini L-Square Aluminum	
LS-024-LAN	50-124	24" x 14"	L-Square Aluminum	
LS-030-05M-LAN	50-247	30cm x 150mm	Half Size L-Square	Metric
LS-030M-LAN	50-248	30cm x 15cm	Mini L-Square Aluminum	Metric
LS-615M-LAN	50-235	615 mm x 355 mm	L-square Aluminum	Metric
SE-006-LAN	20-106	6" x 3/4"	Straight Edge Aluminum Rule	
SE-012-LAN	20-112	12" x 1"	Straight Edge Aluminum Rule	
SE-015EM-LAN	20-115	15 cm x 1.91 cm	Straight Edge Aluminum Rule	Metric / English
SE-015-LAN	20-315	15" x 1.25"	Straight Edge Aluminum Rule	
SE-018-LAN	20-118	18" x 1.25"	Straight Edge Aluminum Rule	
SE-024-LAN	20-124	24" x 1.25"	Straight Edge Aluminum Rule	
SE-030EM-LAN	20-330	30 cm x 2.54 cm	Straight Edge Aluminum Rule	Metric / English
SE-030M-LAN	21-230	30 cm x 35 mm	Straight Edge Aluminum Rule	MM / CM
SE-036-LAN	20-136	36" x 2"	Straight Edge Aluminum Rule	
SE-045M-LAN	20-345	45 cm x 35 mm	Straight Edge Aluminum Rule	Metric / English
SE-048-LAN	20-148	48" x 2"	Straight Edge Aluminum Rule	
SE-060EM-LAN	20-360	60 cm x 35 cm	Straight Edge Aluminum Rule	Metric / English
SE-060-LAN	20-160	60" x 2"	Straight Edge Aluminum Rule	
SE-060M-LAN	21-260	60 cm x 35 mm	Straight Edge Aluminum Rule	MM / CM
SE-072-LAN	20-172	72" x 2"	Straight Edge Aluminum Rule	
SE-096-LAN	20-196	96" x 2"	Straight Edge Aluminum Rule	
SE-100M-LAN	20-310	1 meter x 35 mm	Straight Edge Aluminum Rule	MM / CM
SE-150EM-LAN	20-350	150 cm x 3.81 cm	Straight Edge Aluminum Rule	

Ruler Cross Reference

Lance® #	Fairgate #	Size	Ruler Type	Special Information
SE-200EM-LAN	20-320	200 cm x 3.81 cm	Straight Edge Aluminum Rule	Metric
T-012-LAN	63-112	12"	Standard T-Square	
T-015-LAN	63-115	15"	Standard T-Square	
T-018-LAN	63-118	18"	Standard T-Square	
T-030-LAN	63-130	30"	Standard T-Square	
TBLR-100EM-LAN	80-300	100"	Top / Bottom Left / Right Black Engrave Rule	Metric / English
TBLR-20EM-LAN	80-320	20"	Top / Bottom Left / Right Black Engrave Rule	Metric / English
TBLR-40EM-LAN	80-340	40"	Top / Bottom Left / Right Black Engrave Rule	Metric / English
TBLR-60EM-LAN	80-360	60"	Top / Bottom Left / Right Black Engrave Rule	Metric / English
TBLR-80EM-LAN	80-380	80"	Top / Bottom Left / Right Black Engrave Rule	Metric / English
TLR-012B-LAN	80-112	12"	Top Left / Right Black Engrave Rule	
TLR-024B-LAN	80-124	24"	Top Left / Right Black Engrave Rule	
TLR-036B-LAN	80-136	36"	Top Left / Right Black Engrave Rule	
TLR-048B-LAN	80-148	48"	Top Left / Right Black Engrave Rule	
TLR-050B-M-LAN	80-205	50 cm	Top Left / Right Black Engrave Rule	Metric
TLR-060B-LAN	80-160	60"	Top Left / Right Black Engrave Rule	
TLR-072B-LAN	80-172	72"	Top Left / Right Black Engrave Rule	
TLR-096B-LAN	80-196	96"	Top Left / Right Black Engrave Rule	
TLR-100B-M-LAN	80-210	100 cm	Top Left / Right Black Engrave Rule	Metric
TLR-144B-LAN	80-144	144"	Top Left / Right Black Engrave Rule	
TLR-150B-M-LAN	80-215	150 cm	Top Left / Right Black Engrave Rule	Metric
TLR-200B-M-LAN	80-220	200 cm	Top Left / Right Black Engrave Rule	Metric
TR-3060-10-LAN	70-110	10"	30/60 Template Triangle	
TR-3060-12-LAN	70-112	12"	30/60 Template Triangle	
TR-3060-14-LAN	70-114	14"	30/60 Template Triangle	
TR-3060-8-LAN	70-108	8"	30/60 Template Triangle	
TR-4590-10-LAN	71-110	10"	45/90 Template Triangle	

Ruler Cross Reference

Lance® #	Fairgate #	Size	Ruler Type	Special Information
TR-4590-12-LAN	71-112	12"	45/90 Template Triangles	
TR-4590-6-LAN	71-106	6"	45/90 Template Triangles	
TR-4590-8-LAN	71-108	8"	45/90 Template Triangles	
TRL-012B-LAN	81-112	12"	Top Right / Left Black Engraved Rule	
TRL-024B-LAN	81-124	24"	Top Right / Left Black Engraved Rule	
TRL-036B-LAN	81-136	36"	Top Right / Left Black Engraved Rule	
TRL-048B-LAN	81-148	48"	Top Right / Left Black Engraved Rule	
TRL-050B-M-LAN	81-205	50 cm	Top Right / Left Black Engraved Rule	Metric
TRL-060B-LAN	81-160	60"	Top Right / Left Black Engraved Rule	
TRL-072B-LAN	81-172	72"	Top Right / Left Black Engraved Rule	
TRL-096B-LAN	81-196	96"	Top Right / Left Black Engraved Rule	
TRL-100B-M-LAN	81-210	100 cm	Top Right / Left Black Engraved Rule	Metric
TRL-144B-LAN	81-144	144"	Top Right / Left Black Engraved Rule	
TRL-150B-M-LAN	81-215	150 cm	Top Right / Left Black Engraved Rule	Metric
TRL-200B-M-LAN	81-220	200 cm	Top Right / Left Black Engraved Rule	Metric
TRL-210B-M-LAN	Not Available	210 cm	Top Right / Left Black Engraved Rule	Metric