



# 2023

## Follow the robot "follower" product profile

New experience of human-

Author: Tianjin Foxtech



## PART 01 Company introduction | Brief introduction




# Brief introd

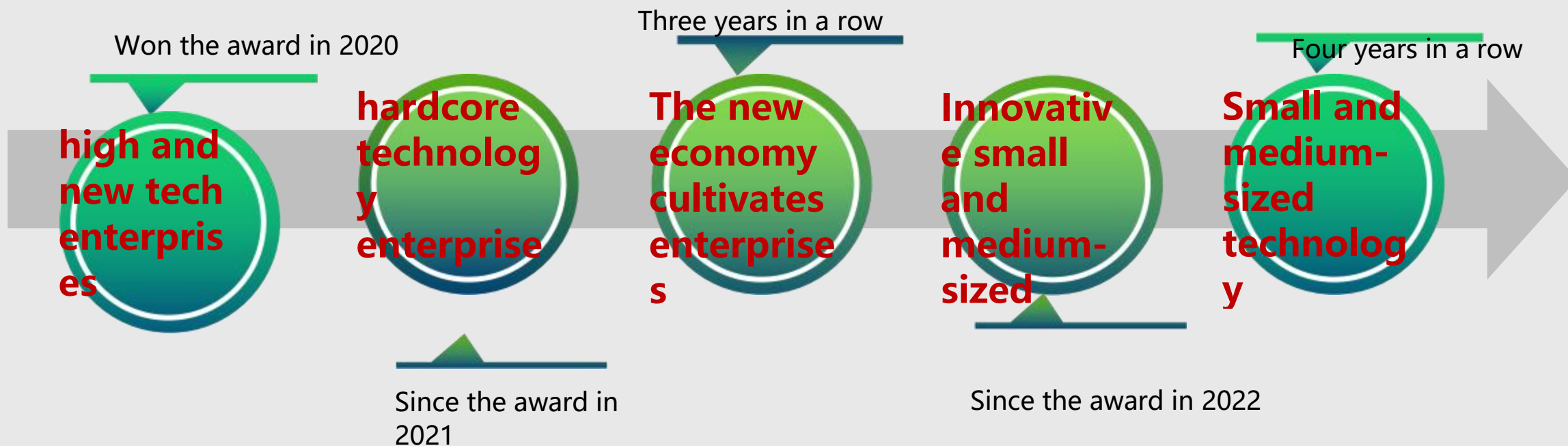
The main research and development directions of Foxtech Technology include wireless technology spatial perception, real-time positioning system, motion control algorithm, SLAM path decision, and multi-sensor fusion. Focus on the research and development, production and sales of following robots and industrial application solutions, to realize the low-speed automatic driving of small cars, bicycles or multiple cars following people.

The company creatively launched the industry-leading "one-dimensional following, all-directional following" and other multi-dimensional intelligent following system technology, which can realize the front, side and rear following of the car. And the products will be used in luggage, agricultural picking car, truck, cart, flat car, wheelchair, vacuum car, tool car, golf bag, shopping cart. Let the mini car movement more smoothly, safer, more applicable.

By our company independent research and development, production, sales in one of the following cart, can be warehouse, factory, logistics, park, highway, community and other handling scenes to achieve the purpose of reducing work intensity and improve work efficiency! If the scene allows, one person can follow more cars more efficiently to improve efficiency!



**PART 01** Company  
introduction | qualification

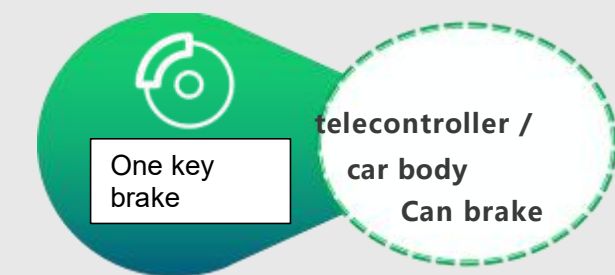
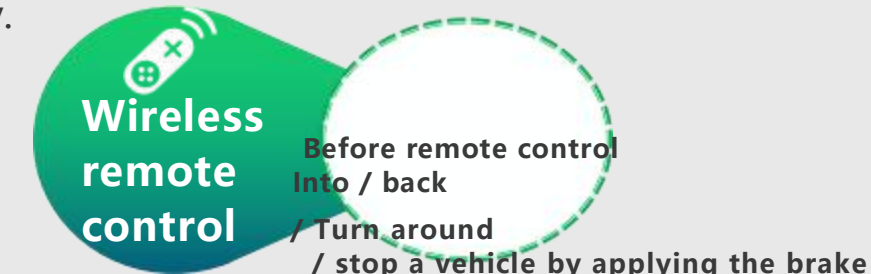


## PART 02 Product Center | Features

Copycat

Using wireless technology, such as space perception, real-time positioning system, motion control algorithm, multi-sensor fusion and other artificial intelligence technologies, people can push on the handheld end

The car follows the person at a low speed and autonomous driving. The default following distance is 1-7m, over 7 m (adjustable) distance range will start the lost alarm function, the car will automatically stop within 1 m, Personnel can work freely in this range; meanwhile, when encountering obstacles in operation, can Intelligent collision avoidance or obstacle avoidance, allowing the following robot to operate intelligently and safely.



## PART 02 Product Center | Application



It is mainly used in factory workshop transfer, logistics sorting and distribution, warehouse handling, agricultural greenhouse handling, large supermarket transportation, residential area & park handling, highway and so on Indoor and outdoor handling scenarios requiring man-machine cooperation, instead of the original cart function, bicycle or multi-car following mode can be used, can improve the work efficiency of 2-5 times.






**Follow the basic robot parameters**

outline dimension:	860*600*540MM ( L*W*H )	curb weight:	35KG	Rated payload:	≤ 100KG
Platform size:	700*540*405MM ( L*W*H )	climbing capacity:	15° (full load)	Follow the distance:	1-7M (adjustable)
Remote control distance:	≤ 30M	Maximum speed of:	5.4KM / H (adjustable)	accelerated speed:	0.5m/s(adjustable)
turning radius:	pivot turn	Crossing height / crossing width:	5CM	Obstruction detection height:	34CM
tyre type:	12-inch inflatable tire	functioning pattern:	Follow / remote control / hand push switch	Battery specification:	24 V 20 AH lithium battery
Charging mode:	Manual charging	charging interval:	4H (5A Charger)	Rise time /	30 Kilometers

				mileage:	
mode of exercise:	Two-wheel differential	brake mode:	≤ electromagnetic braking	Anti-collision mode:	360° indoor and outdoor Universal laser

Note: The above parameters are for reference only, and there may be an error, subject to the actual situation.



**Technology leading industry quality service**