

### Examples of courses offered

#### Sewing Operator Training course

Japanese English Vietnamese

#### Five chapters in total

- Chapter 1** Apparel industry and apparel production
- Chapter 2** Basic knowledge of needles, threads and sewing machines
- Chapter 3** Operation and adjustment of lockstitch sewing machines
- Chapter 4** Practice for lockstitch sewing machines
- Chapter 5** Operation and adjustment of overlock sewing machines

★ Content for "practical exercises" can be found in Chapter 4. The training participant carries out hands-on practice using sewing practice sheets provided separately.

#### Basic Knowledge of Sewing - Lockstitching course

Japanese English Vietnamese

#### Eight chapters in total

- Introduction** six major elements of machine sewing
- Chapter 1** Needle bar
- Chapter 2** Hook
- Chapter 3** Thread take-up
- Chapter 4** Feed mechanism
- Chapter 5** Presser foot
- Chapter 6** Thread tension control system
- Chapter 7** Summary

#### Additional courses will be provided, one by one!

- Contact the JUKI office in your area for information about non-supported languages.

As of May, 2021

### Operating environment

The JUKI e-learning program is available in the following operating environments.

OS	Browser
Windows 10	Chrome / Edge / Firefox .... latest version Internet Explorer 11
Windows 8	Internet Explorer 11
Windows 7	Internet Explorer 10
Mac OS 10.13 and later	Chrome / Edge / Firefox .... latest version
OS 10 and late	Safari / Chrome
Android 4.4.2 and late	Chrome

The e-learning program may run slowly, depending on the network conditions where it is used.

### Fee structure

#### Individual training type [monthly fee system]

##### Management fee

Course learning period



Course fee

Number of participants

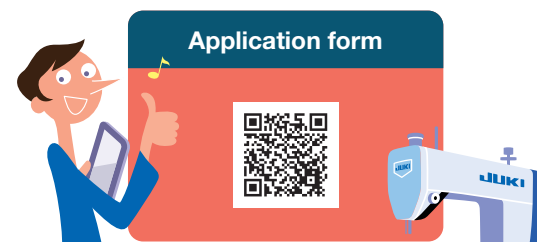
- This is the fee for using the system with management user privileges. (At least one management user account is required for each application.)
- With management user privileges, the progress of the participants (learning status, test scores, etc.) can be managed.
- This is the fee for a training participant account. (The customer needs to create an account for every participant who takes the course.)
- An individual ID is issued to each participant account. The participant can take the course as many times as he/she wants using his/her ID within the contract period.

#### Group training type [monthly fee system]

##### Package fee

- Contract period: At least one month
- Number of participants: Unlimited

To apply for the JUKI e-learning course, please use the QR code or URL below.



[https://www.juki.co.jp/industrial\\_e/service\\_e/elearning/form.php](https://www.juki.co.jp/industrial_e/service_e/elearning/form.php)

JUKI has launched its long-awaited online learning system to develop excellent human resources!

A human resource development program designed for the sewing industry



# JUKI e-learning

Individual training type


No restrictions on time or place!

Group training type

Upskilling of many training participants all at once!



**Sewing Machine Inspection Support System**  
**JUKI-ShuHaRi**  
 Make your daily maintenance job a breeze with your smartphone




Registered Organization:  
 JUKI CORPORATION Head Office  
 The Scope of the Registration: The activities of research, development, design, sales, distribution, and maintenance services of industrial sewing machines, household sewing machines and industrial robots, etc., including sales and maintenance services of data entry systems.

**JUKI**  
**JUKI CORPORATION**  
 CUSTOMER BUSINESS COMPANY

2-11-1, TSURUMAKI, TAMA-SHI,  
 TOKYO 206-8551, JAPAN  
 PHONE: (81) 42-357-2360  
 FAX: (81) 42-357-2380  
<https://www.juki.co.jp/en>

- \* Specifications and appearance are subject to change without prior notice for improvement.
- \* Read the instruction manual before putting the machine into service to ensure safety.
- \* This catalogue prints with environment-friendly soyink on recycle paper.
- \* Paper from responsible sources FSC™ C001712



Let's watch sample videos!

[https://www.juki.co.jp/industrial\\_e/service\\_e/elearning/](https://www.juki.co.jp/industrial_e/service_e/elearning/)



# “New employee training” and “staff training” — JUKI e-learning is the perfect solution for both!

## Learning the essential basics in the sewing industry

Many people are working in sewing-related industries around the world. Yet surprisingly few teaching materials have been developed to provide basic knowledge on sewing machines and sewing technology. Sewing machine operators therefore tend to be self-taught. The basic knowledge and skills acquired through JUKI e-learning can be immediately applied to daily work.



## Gaining knowledge and experience from the online learning system

The JUKI e-learning program has been developed based on accumulated know-how and experience JUKI has acquired in technical training and management training over its long history. With easy-to-understand videos and narrations, training participants can seamlessly learn wide-ranging topics and skills. At the end of each chapter, the participant takes a test to confirm how well he/she understands the content.



Two different types of training are provided: Customers can select the type that suits your condition.

### Learning individually!

## Individual training type



The individual training type is provided in a standard e-learning format. The training participant takes the individual e-learning courses using Individual PC, tablets or smartphone. The management user can manage his/her progress on the web.

The Individual e-learning training is recommended for the following customers ✓

Customers who can prepare an internet connection and device for every training participant.

Customers who cannot provide group training because of heavy workloads and restrictions on gatherings during the coronavirus pandemic.

Customers with many employees spread across multiple remote locations.

### 1 Selecting a course

Visit the JUKI e-learning website on your PC, smartphone, or tablet browser to select an available course.



Individuals can select the training courses best suited to their learning needs.

### 2 Taking part in the e-learning courses by watching videos

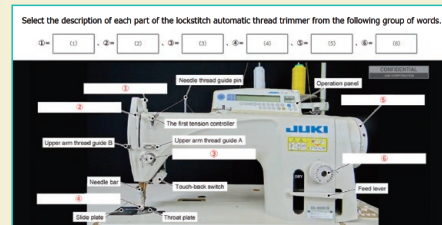
Each training course is divided into several chapters. (A course takes about three hours, and a chapter takes about 10 to 30 minutes to learn.) Videos with audio commentary make it easy to learn the content.



Training participants can repeat the course whenever they want.

### 3 Conducting a short test

At the end of each chapter, the training participant takes a test to confirm that he/she has learned the content. A PDF certificate of completion will be issued to every participant who completes all of the chapters and passes all of the tests.



Issuing a certificate of completion




### 4 Learning management function

The learning progress and learning histories of the training participants are displayed in an easy-to-understand list format. The management user can manage the learning of all of the participants.

Manage scores						
Group	Name	Sign-in ID	Folder name	Content name	Points/Answer rate	Status
JUKI Staff	JUKI Member1	JUKI-Member1	LMS TYPE	Chapter1 Confirm	90 points	Pass
JUKI Staff	JUKI Member2	JUKI-Member2	LMS TYPE	Chapter1 Confirm	80 points	Fail
JUKI Staff	JUKI Member3	JUKI-Member3	LMS TYPE	Chapter1 Confirm	30 points	Fail
JUKI Staff	JUKI Member4	JUKI-Member4	LMS TYPE	Chapter1 Confirm	20 points	Fail
JUKI Staff	JUKI Member5	JUKI-Member5	LMS TYPE	Chapter1 Confirmation	10 points	Fail

### Learning together!

## Group training type



The group training type is provided in a lecture format using JUKI e-learning materials. The group training is conducted with a large number of participants at the same time. To carry out group training, an instructor has to be prepared within the customer's company.

The group e-learning training is recommended for the following customers ✓

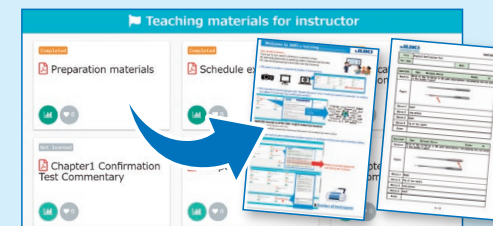
Customers who cannot provide separate Internet connections and devices for all of their training participants.

Customers who want to provide all of the training in a single session to lower their costs.

When a customer wants to provide training in an unsupported language, the customer's instructor will translate the e-learning materials to be used for the training.

### 1 Downloading and printing the materials

First, an instructor has to be prepared within the company. Before conducting the group training, the instructor visits the JUKI e-learning website to download and print the instructional materials.



### 2 Conducting the training with videos

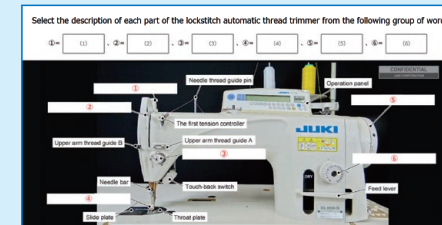
Training participants gather together in one place. The instructor uses videos and instructional materials to conduct the training. To help the instructors, the JUKI e-learning website provides instructions on how to proceed through the training from the opening remarks to the completion of the tests. Background information, suggestions, and advice are also provided. The JUKI e-learning website also offers wide-ranging materials to support learning by the instructors themselves. The instructor training can be carried out at the same time.



The instructors and participants can also discuss the training content and exchange ideas in other ways.

### 3 Conducting a short test

The training participant takes a test to confirm to using pre-printed confirmation test forms that he/she has learned the content. The instructor can give feedback to the participants on the spot using the test answers and explanations provided by JUKI. A certificate of completion can be printed and distributed to the participants after the course.



Issuing a certificate of completion



Whichever e-learning course they take, all of the training participants will improve their skills!

