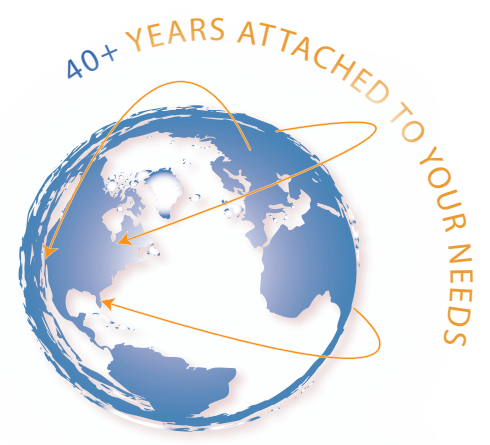


FASNAP[®]

QUALITY PRODUCTS EXPERT SOLUTIONS™

SINCE 1981



2023 CATALOG



COMPANY HISTORY

Fasnap® Corp. was founded in 1981 in Elkhart, Indiana with the goal of providing premium quality fastening systems to the automotive, trucking, marine, furniture and other industries.

In 2021, Fasnap® celebrated 40 years of serving the industrial textile fastener industry. Our innovative products, quality and service have set the standard and made us a leader in the fastener industry. For quality products and expert solutions™ turn to Fasnap's knowledgeable sales team and technicians.

From testing through production, components are assembled under strict ISO 9001: 2015 guidelines.

Fasnap® Southeast opened in January, 2003, in Orlando, FL. This branch locations serve as a distribution and machine service centers for the southeastern United States. Our future plans call for the expansion of our distribution network. Fasnap® serves lower volume fabricators in the marine, automotive, upholstery, sign & banner, and other various industries through a network of national distributors.

QUALITY AND SERVICE

Fasnap® Corp. is committed to quality, becoming ISO9002/ QS9000 registered in 1998, ISO 9001:2000 certified in 2005, ISO 9001: 2008 certified in 2011, and subsequently ISO 9001: 2015 in 2018. Fasnap® has redefined performance standards for timely delivery by maintaining superior inventory levels and shipping 99 percent of orders on a same-day basis.

Quality Policy

- Providing safe, quality products and services that meet or exceed customer's expectations.
- Complying with applicable statutory, regulatory and customer requirements.
- Continually improving the quality system's effectiveness through the utilization of technology, teamwork and skilled employees that are committed to completing their jobs right the first time, on time, every time.

Warranty Policy

Fasnap® Corp. warrants that the products we sell are free from manufacturing defects for one year from date of purchase. This warranty does not apply to products that fail due to improper installation or inadequate application design. Our Sales or Customer Service Departments will be pleased to assist customers in the selection or development of products and equipment for their specific application. We will provide working samples where feasible, however, the final choice is the responsibility of the customer. Fasnap® Corp. reserves the right to inspect any product or application submitted for claim and approve claims thereof.

Returned Goods Policy

All items being returned to Fasnap® Corp. must be authorized in advance, be assigned a return merchandise authorization (RMA) number and are subject to a restocking fee of 20%. Returned goods must be received within 30 days from the date of invoice date. Customers are responsible for returned merchandise shipping charges.

Returned Goods Instructions

In order to process a return, Customer Service must assign a Return Merchandise Authorization Number (RMA #) to your Return Request. We cannot accept returns that do not have an assigned RMA #. Please provide order information when you contact us. When you return a product, please ensure that the RMA # is clearly marked on the shipping label in order to help expedite processing of your return.

Business/Credit Policies

For net term consideration, new customers must complete a credit application. Fasnap's credit department will use these facts and other sources of credit information to determine repayment terms. Fasnap® accepts most major credit cards or will ship C.O.D. cash or certified funds if no terms are established. N.S.F. checks will be assessed a fee of \$35.

Shipping Policies

All truck shipments are shipped F.O.B. Elkhart, IN or Orlando, FL on carriers selected by Fasnap® Corp. Carriers may be specified by customer under certain circumstances. All ground shipments are shipped via FedEx, unless otherwise specified. International shipments are arranged through our forwarding agents or through customer specified customs brokers. Payment is required by letter of credit, wire transfer, payment in advance by bank certified check or by credit card.

METAL HARDWARE

Premium Snap Fasteners • Screwstuds	
Enamel Color Cap & Finish	1-6
Hand Apply Snap Kits • T-Nuts	
Directional Fasteners	7-8
Grommets • Ventilators • Eyelets	9-12
Grommet Kits	
Rivets	13-17
Insulation Hardware	18
Buckles	19
Snap Hooks	20
D-Rings • O-Rings • Key Rings	21
Square Rings • Padeyes	22
Footman Loops • Slides	

CARGO CONTROL

BUCKLES	
Thumb Ratchets	23
Handle Ratchets	24
Webbing Buckles	
Over-Center Ratchets	25
Cam Buckles	25-26
END FITTINGS	
Double J Hooks	
Claw Hooks	27
Flat Hooks	
E-Track	28
S Hooks	
O Rings	29
D Rings	
SAFETY HARNESS BUCKLES	
Tactical Buckles	30
Carabiners	
Quick Links	31
Anchor Plates	32
Trailer Latches	33
Hinges	34
Cargo Protection	35
Hand Tools • Cutters	36-37
Machines	38-41
Dies	42-44

PLASTIC HARDWARE

Single Side Release Buckles	45-47
Dual Side Release Buckles	47
Center Release Buckles	48
Cam Buckles	
Safety Buckles	49-50
Specialty Side Release Buckles	51-52
Ladder Locks	53-54
3-Bar Slides	55-57
6 Angle Double Bar Rings	58
Strap Dividers	59
Galluses	59-60
Square Loops	61-62
Belt Loops	63
Specialty Loops • Padeyes	64
D-Rings	65-66

Tri-Rings • O-Rings	67
Clips • Hooks	68-69
Snap Hooks	70-75
Shoulder Pads	76-78
Zipper Pulls	79
Cord Locks & Ends	80-81
Plastic Snap Fasteners	82
Plastic Grommets	
Plastic Turn Fasteners	
Stayput Fasteners • Shock Cord Clips	83
Panel Fasteners	
Hook & Loop	84-85
Webbing	86-89
Suction Cups	90-91
Shock Cord • Snappy Tape	92
Shock Cord Hooks & Hog Rings	
Snappy Tape	93
Upholstery Button Supplies & Equipment	94-96



PREMIUM SNAP FASTENERS

Our caps are designed with a unique window cutout that is folded under the post in order to minimize dimpling of the cap. Fasnep® also offers caps with a stainless steel post to eliminate the need for pre-piercing tough fabrics or leathers. All of the following are 24 ligne caps.



		CAPS					
		Stainless Steel	Brass/Nickel	Brass/Black Oxide	Brass/Gilt	Brass Post w/Black Plastic Cap	Steel/Nickel
SIZE • DESCRIPTION		PART NUMBER					
Standard Post 3/16"			BN4647AR	BB4647AR	BG4647AR	BPB7047A	SN4647AR
Standard Stainless Steel Post 3/16"		SS4650AR	BNS4647AR*	BBS4647AR	BGS4647AR •		
Long Post 1/4"			BN4647LAR	BB4647LAR	BG4647LAR	BPB4647LA	SN4647LAR
Long Stainless Steel Post 1/4"		SS4650LAR	BNS4647LAR	BBS4647LAR	BGS4647LAR •		
Extra Long Post 5/16"			BN4647LLAR	BB4647LLAR	BG4647LLAR		

* Available with baked automotive enamel finish in a wide variety of standard and custom colors.

These caps are designed with a pass through opening extending the length of the post. Using a nail set, or comparable tool, a blind mark can be placed on a surface for locating.

		CAPS
		Stainless Steel
SIZE • DESCRIPTION		PART NUMBER
Standard Stainless Steel Post 1/4"		01-GMDSS-124CH
Long Stainless Steel Post 11/32"		SS4601LAR

Fasnep's standard action sockets are made with nickel plated brass springs for corrosion resistance. Our hard action brass sockets are made with phosphor bronze springs that have been copper/nickel/chrome plated for maximum corrosion resistance.



		SOCKETS				
		Stainless Steel	Brass/Nickel	Brass/Black Oxide	Brass/Gilt	Steel/Nickel
SIZE • DESCRIPTION		PART NUMBER				
Standard Spring		SS4650B	BN4647B	BB4647B	BG4647B	SN4647B
Easy Action Spring			BN4647EB	BB4647EB •	BG4647EB •	SN7050B
Hard Action Spring		SS4650HB	BN4647HB	BB4647HB	BG4647HB	SN4647HB

Fasnep® offers both standard and hard action studs. They are available with either an elevated base, for use with eyelets on fabric applications, or with a low base, for use when attaching a stud with rivets or screws.



		STUDS				
		Stainless Steel	Brass/Nickel	Brass/Black Oxide	Brass/Gilt	Steel/Nickel
SIZE • DESCRIPTION		PART NUMBER				
Standard Action Stud		SS4650C	BN4647C	BB4647C	BG4647C	SN4647C
Low Base Stud			BN4647SC	BB4647SC •	BG4647SC •	SN4647SC
Hard Action, Low Base Stud			BN4647SCH	BB4647SCH •	BG4647SCH •	


Used when attaching either a stud or a socket, our eyelets are available in three different lengths for material of varying thickness. For tough material applications, Fasnep® offers stainless steel eyelets that can easily pierce Kevlar®, Cordura®, and nylon webbing.




		EYELETS				
		Stainless Steel	Brass/Nickel	Brass/Black Oxide	Brass/Gilt	Steel/Nickel
SIZE • DESCRIPTION		PART NUMBER				
Standard Eyelet 1/4"		SS4647D	BN4647D	BB4647D	BG4647D	SN4647D
XL Eyelet 11/32"			BN4647LD	BB4647LD	BG4647LD	SN4647LD •
XXL Eyelet 3/8"			BN4647LLD	BB4647LLD	BG4647LLD •	
XXXL Eyelet 11/16"		01-GMDSS-124-4L				

SNAP FASTENERS


These snap fasteners are a high quality, cost-effective fastener for products such as: outdoor furniture, luggage, sports bags, and light-duty automotive trim.

SIZE • DESCRIPTION	STANDARD	
	Brass/Nickel	Brass/Black
		
PART NUMBER		
Cap Standard Post 3/16"	BN7047AR	BB7047AR
Cap Long Post 1/4"	BN7047LAR	BB7047LAR
Socket, Standard Action	BN7047B	BB7047B
Socket, Hard Action	BN7047HB	BB7047HB
Stud	BN7047C	BB7047C
Stud, Low Base	BN7047SC	BB7047SC
Eyelet 1/4"	BN7047D	BB7047D
Eyelet, Long 11/32"	BN7047LD*	BB7047LD •

This smaller snap fastener line offers a trimmer looking, less aggressive snap, and is available in three finishes. All of the following are 20 ligne snaps.

SIZE • DESCRIPTION	BABY FASTENERS			
	Brass/Nickel	Brass/Black Oxide	Brass/Gilt	Steel/Nickel
				
PART NUMBER				
Cap, Standard Post 9/64"	BND7201A13	BBD7201A13	BGD7201A13	SND7201A13
Socket	BND7201B	BBD7201B	BGD7201B	SND7201B
Socket, Hard Action	BND7201HB	BBD7201HB	BGD7201HB	SND7201HB
Stud	BND7201C	BBD7201C	BGD7201C	SND7201C
Stud, Hard Action	BND7201SC	BBD7201SC	BGD7201SC	
Eyelet 7/32"	BND7201D	BBD7201D	BGD7201D	SND7201D


The parallel spring fastener provides smooth consistent snap action that ensures maximum performance in harsh environments. Our parallel spring socket has a unique concealed spring design that offers long-term reliability.

SIZE • DESCRIPTION	PARALLEL SPRING SNAP FASTENERS		
	Brass/Nickel	Brass/Black Oxide	Brass/Gilt
			
PART NUMBER			
Cap, Ligne 20	BNPS6HA20	BBPS6HA20	BGPS6HA20
Cap Long Barrel, Ligne 20		BBPS6HLA20 •	BGPS6HLA20 •
Cap, Ligne 24	BNPS6HA24	BBPS6HA24	BGPS6HA24
Cap Long Barrel, Ligne 24	BNPS6HLA24	BBPS6HLA24 •	BGPS6HLA24 •
Socket, Ligne 24	BNPS6HB	BBPS6HB	BGPS6HB
Stud, Ligne 24	BNPS6HC	BBPS6HC	BGPS6HC
Eyelet, Ligne 24	BNPS6HD	BBPS6HD	BGPS6HD


• Denotes non-stock items which may have minimum purchase requirements.


SCREW STUDS


Fasnap® maintains an extensive inventory of screwstuds in different materials, styles, and lengths for use in a variety of applications. For applications requiring a specially designed screwstud, please contact us for our minimum order quantities. All screwstuds have a #2 Philips drive with a #8-18 screw unless otherwise specified.


		SELF-TAPPING SHEETMETAL SCREWSTUDS				6 Lobe Drive	6 Lobe Drive
		100% Stainless Steel	Brass/Nickel Stud w/ Stainless Steel Screw	Brass/Nickel Stud w/ Steel Screw	Steel/Nickel Stud w/ Steel Screw	Steel/Black Oxide Stud w/Steel Screw	Brass/Black Oxide Stud w/ Steel Screw
SIZE • DESCRIPTION		PART NUMBER					
5/16"			BNSS705912				BB704912*
3/8"		SSSS705914	BNSS705914	BN705914	SN705914	SB705914	
1/2"		SSSS705916	BNSS705916				BB704916*
5/8"		SSSS705920	BNSS705920	BN705920	SN705920		BB704920* BNY704920*
7/8"							BB704928*
1"			BNSS705932		SN705932		
5/8" Oversized #10			BNSS705921				

* Screwstuds have a T-20 6-lobe drive.

		SELF-TAPPING SHEETMETAL SCREWSTUDS	
		100% Stainless Steel	Brass/Nickel Stud w/Stainless Steel Screw
SIZE • DESCRIPTION		PART NUMBER	
3/8" Square Drive (Robertson)		SSSQ705914	
5/8" Square Drive (Robertson)		BNSQ705920	

		SELF-DRILLING SCREWSTUDS				Brass/Copper Stud w/ Stainless Steel Screw	6 Lobe Drive
		100% Stainless Steel	Brass/Nickel Stud	Steel/Nickel Stud	6 Lobe Drive	Steel/Nickel Stud	6 Lobe Drive
SIZE • DESCRIPTION		PART NUMBER					
1/2" Stainless Steel Screw		SSST705916	BNST705916				BBST705916
3/4" Stainless Steel Screw			BNST705924				
3/4" Steel/Zinc Plated Screw				SN7049T24	SN7059T24		
1" Steel/Zinc Plated Screw				SN7049T32	SN7059T32		
1/2" Hardened SUS410 Stainless Steel Screw			BHST705916				
1-1/2" Steel/Zinc Plated Screw				SN7049T48	SN7059T48		


		MACHINE SCREWSTUDS	
		Stainless Steel Stud	Brass/Nickel Stud
SIZE • DESCRIPTION		PART NUMBER	
8-32x3/16" Stainless Steel Screw		SSSS705806-HY	
10-32x3/8" Brass Screw w/Flangeless Stud		BNB705614	
8-32x3/8" Stainless Steel Screw		SSSS705814 • BNS705814	
8-32x1/2" Stainless Steel Screw		SSSS705816 • BNS705816	
8-32x5/8" Stainless Steel Screw		SSSS705820 • BNS705820	

		DRYWALL SCREWSTUDS	
		Brass/Nickel Stud	
SIZE • DESCRIPTION		PART NUMBER	
5/8" Stainless Steel Screw		BNSS704720	
1" Stainless Steel Screw		BNSS704732	




	SCREWSTUD WASHER	
SIZE • DESCRIPTION	PART NUMBER	
Screwstud Reinforcement Washer	WSH7059	
	Nylon	


Fasnap's flangeless studs are commonly found on convertible automobiles, specially designed fastening clips or in marine applications. Our flangeless studs offer a low profile stud that can be attached with a screw, rivet or eyelet.

	FLANGELESS STUDS	
SIZE • DESCRIPTION	PART NUMBER	
Flangeless Stud	BN4647FLC	
Rivet type Flangeless Stud with .020-.087" Grip Range	RIV10314	
Rivet type Flangeless Stud with .188-.375" Grip Range	RIV10319	
	Brass/Nickel	

Gypsy studs are frequently referred to as "double studs" because of the ability to join the stud fastener to another stud or socket. They are generally used to connect two or more fabrics together.

	GYPSY STUDS	
SIZE • DESCRIPTION	PART NUMBER	
Double Stud with 7/32" Brass Eyelet	BNP232NBS	BBP232NBS •
Double Stud with 1/4" Brass Eyelet	BNP232NB	BBP232NB
Double Stud with 11/32" Brass Eyelet	BNP232NBL	BBP232NBL •
Double Stud with 7/32" Stainless Steel Eyelet		BBP232SS
	Brass/Nickel	Brass/Black Oxide

For use in marine and automotive applications, our windshield clips are 100% stainless steel and are available with varying tensions.

	WINDSHIELD CLIPS	
SIZE • DESCRIPTION	PART NUMBER	
.500" clip width (Internal Fit)	CLIP12WSCF	
.748" clip width (appx. 3/4")	CLIP34WSTT	
.754" clip width (appx. 3/4")	CLIP34WST	
.760" clip width (appx. 3/4")	CLIP34WSD	
.770" clip width (appx. 3/4")	CLIP34WSTN	
.875" clip width (appx. 7/8")	CLIP78WS	
.875" clip width (appx. 7/8")	CLIP78WS-A	
.875" clip width (7/8" long leg)	CLIP78WS-L	
	Stainless Steel	

FASNAP PRODUCTION FACILITIES



Fasnap's heavy-duty pneumatic foot press machine offers an economical and convenient means of fastener attachment. The machine sets snap fasteners, rivets and grommets up to size. This machine is ideal for small to mid-sized production orders. Throat depth 6".




Fasnap® owns several industrial button covering machines. This equipment can assemble a variety of button sizes with several button backs including wire-eye, nail, pivot, prong, pivot tacks and Duraback .



• Denotes non-stock items which may have minimum purchase requirements.

Slide sockets can be used in applications where the attachment needs to be adjustable. Made to work with webbing or strapping these are often found in athletic equipment, juvenile products, safety equipment and various headgear.

		ADJUSTABLE SLIDE SOCKETS	
		Stainless Steel	
SIZE • DESCRIPTION	PART NUMBER		
1/2" Socket Buckle	SLCLIP12SS		
3/4" Socket Buckle	SLCLIP34SS		

Fasnaps carpet fasteners secure carpet to flooring. These fasteners conveniently attach to our industrial screwstuds, regular studs, and rivet studs.




		CARPET SNAP FASTENERS	
		Brass/Nickel	Brass/Black Oxide
SIZE • DESCRIPTION	PART NUMBER		
Carpet Ring	BN10123	BB10123	
Carpet Socket	BN10222	BB10222	

T-NUT

Stainless steel t-nuts offer the maximum in corrosion resistance. Our t-nuts provide metal threads in wood or plastic applications.

		STANDARD	
		Stainless Steel	
SIZE • DESCRIPTION	PART NUMBER		
1/4"- 20 x 3/8" Barrel	TNUT142038SS		

FASNAP® introduces its FAS-N-STIK snap components for industrial users. Unlike conventional metal screw studs used in many marine and related applications, this product will not snag clothing or deteriorate from exposure to sunlight, sand or grit.

			FAS-N-STIK					
			SIZE		COLOR	Stainless Steel Stud	Plastic Stud (UV ACETAL)	Stainless Steel Socket
			PART NUMBER					
			25mm (1")	FLEX BASE	White	AB5300CW		
			25mm (1")	FLEX BASE	Black	AB5300CB		
			25mm (1")	FLEX BASE	Clear	AB5300CC		
			25mm (1")	FLEX BASE	Grey	AB5300CN		
			25mm (1")	FLEX BASE	White			AB5300BW
			25mm (1")	DOMED	White		AB5500CW	
			25mm (1")	DOMED	Black		AB5500CB	
			40mm (1 9/16")	DOMED	White		AB5100CW	
			40mm (1 9/16")	DOMED	Black		AB5100CB	



MAGNETIC SNAP FASTENERS

Our surface mounted snaps provide a unique means of fastening using magnets. These fasteners are ideal for bags, luggage, automotive, leather goods, eyeglass cases, etc. Available in 14mm and 18mm sizes.

FEMALE 	FEMALE 	WASHER 	4 Pc. Set					
MALE 	MALE 	Available in Brass Nickel Only						
			Brass	Brass/Nickel	Antique Brass			
SIZE	RELEASE STRENGTH		PART NUMBER					
14MM	2.4 LB (approx.)		01-MAG14MM-BR	01-MAG14MM-NI	01-MAG14MM-AB			
18MM	6.6 LB (approx.)		01-MAG18MM-BR	01-MAG18MM-NI	01-MAG18MM-AB			

HAND APPLY SNAP KITS









































Fasnep® offers pre-packaged quick repair kits featuring our premium fasteners. These kits provide easy replacement for failed snap fasteners on tents, boat tops, convertibles, bags, and many other applications. We also provide custom packaging and bar coding.



DESCRIPTION	PART NUMBER
6 of each: Brass/Nickel Cap, Socket, Stud, Eyelet; Flaring Tool and Anvil	BN4647HAK
6 of each: Brass/Black Oxide Cap, Socket, Stud, Eyelet; Flaring Tool and Anvil	BB4647HAK
Refill, 6 of each: Brass/Nickel Cap, Socket, Stud, and Eyelet	BN4647RPL
6 of each: Brass/Nickel Cap, Socket, 3/8" Screwstud w/Brass/Nickel Stud and Stainless Steel Screw; Flaring Tool and Anvil	BNSS705914HAK
6 of each: Brass/Nickel Cap, Socket, 5/8" Screwstud w/Brass/Nickel Stud and #10 Oversize Stainless Steel Screw; Flaring Tool and Anvil	BNSS705921HAK

CAP COLOR & FINISH

FASNAP® brand color caps are available with either four durable layers of baked automotive enamel or a matte finish, and most are available with a stainless steel post. Our color caps are UV stabilized, can be dry cleaned and are scratch and chip resistant. We maintain inventory on 32 colors or we can provide special colors with minimum requirements.

SAMPLE	COLOR	PART NUMBER	SAMPLE	COLOR	PART NUMBER
	BUCKSKIN	BNS4647BUC		MARINE GREEN	BNS4647MGN
	BROWN EARTH	BNS4647BRE		BLACK	BNS4647BLK
	PEAT BROWN	BNS4647BRN		CHARCOAL GRAY	BNS4647CHA
	YELLOW	BNS4647YLO		GRAY	BNS4647GRY
	SUNFLOWER	BNS4647SUN		LIGHT GRAY	BNS4647LGY
	ORANGE	BNS4647ORG		DOVE GRAY	BNS4647DOV
	PEONY	BNS4647PEO		WHITE	BNS4647WHT
	RED	BNS4647RED		PEARL	BNS4647PEA
	BURGUNDY	BNS4647BUR		IVORY	BNS4647IVO
	GARNET	BNS4647GAR		OYSTER	BNS4647OYS
	MAROON	BNS4647MRN		24k GOLD	BNG4647AR
	BRICK RED	BNS4647BRK		GILT	BG4647AR
	NAVY BLUE	BNS4647NVY		ANTIQUER SILVER	BNS4647ASD
	INDIGO BLUE	BNS4647IBL		NICKEL	BNS4647AR
	MARINE BLUE	BNS4647BLU		FOLIAGE GREEN	BNS4647GGR
	MALLARD BLUE	BNS4647BRU		COYOTE TAN	BNS4647TAN
	TRITON GREEN	BNS4647TGN		BLACK MATTE URETHANE	BBU4647AR
	TEAL	BNS4647TEL		BLACK MATTE URETHANE	BBUS4647AR
	DARK TEAL	BNS4647DTL		BLACK OXIDE	BBS4647AR
	DARK COPPER	BX4600AR		STAINLESS STEEL	SS4650AR


• Denotes non-stock items which may have minimum purchase requirements.

DIRECTIONAL FASTENERS

Fasnap® premium brand turn fasteners have superior locking action that prevents undesired opening of the fastener. The majority of our turn fasteners feature a stainless steel pin and spring, which provides maximum corrosion resistance and promotes extended product life.

		PREMIUM TURN FASTENERS	
		Brass/Nickel	Plastic
SIZE • DESCRIPTION	PART NUMBER		
Single Stud, 2-Screw Base, Stainless Steel Pin And Spring	AT M-4665-1		
Double Stud, 2-Screw Base, Stainless Steel Pin And Spring	AT M-4665-2		
Single Stud, 2 Prong w/Clinch Plate	AT M-15		
Single Stud, 4 Prong w/Clinch Plate	AT M-10		
Single Stud, Rivet Type w/Washer, Stainless Steel Pin and Spring	AT M-2M-SSW		
4 Prong Eyelet w/Washer*	AT M-2B-EW		
4-Prong Eyelet w/4-hole Washer*	AT M-2B-4HEW		
Plastic Flex Washer for 4-Prong Eyelet			AT 2B-WSHR-PL

* Denotes eyelets and washers may be purchased seperately.

		STANDARD TURN FASTENERS		
		Brass/Nickel	Black Oxide	Plastic
SIZE • DESCRIPTION	PART NUMBER			
Single Stud, 2-Screw Base	AT S-46651	AT S-46651-B		
Double Stud, 2-Screw Base	AT S-46652	AT S-46652-B		
Single Stud w/#12 5/8" Steel Screw	AT S-6CD-S-12S			
Single Stud w/#7 5/8" Brass Screw	AT S-6M-S-7B			
Single Stud, Rivet Type	AT S-2M-S			
Washer for AT S-2M-S	AT S-2M-W			
Single Stud, 2 Prong, Stud Only	AT S-15-S	AT S-15-S-B		
Clinch Plate Only for AT S-15-S	AT S-15-W	AT S-15-W-B		
4-Prong Eyelet	AT S-2B-E	AT S-2B-E-B		
Long 4-Prong Eyelet	AT S-2B-LE			
Washer for 4-Prong Eyelet	AT S-2B-W	AT S-2B-W-B		
4-Hole Washer for 4-Prong Eyelet	AT S-2B-4HW			
Plastic Flex Washer for 4-Prong Eyelet			AT 2B-WSHR-PL	

SnapFast® directional locking fasteners are non-corrosive and well-suited for outdoor applications. This line features a nylon stud which can be mounted with a screw or attached to fabric using a standard eyelet, a stainless steel cap which self-pierces most fabric materials and a plastic socket.

		SNAPFAST®			
		Black Plastic	White Plastic	Stainless Steel	Black Oxide
SIZE • DESCRIPTION	PART NUMBER				
Pronged Cap			SNPFSTA	SNPFSTAB	
Long Prong Cap			SNPFSTLA	SNPFSTLAB	
Socket	SNPFSTB	SNPFSTBW			
Stud	SNPFSTC	SNPFSTCW			



Fasnaps One-Way-Lift® directional locking fasteners can be used with a variety of studs. One-Way-Lift® fasteners lock on three sides and are opened by lifting the fourth side.

See pg. 36 for details about Snap Dragon™ tool designed for One-Way-Lift



ONE-WAY-LIFT® SOCKETS

SIZE • DESCRIPTION	PART NUMBER	
	Brass/Nickel	Brass/Black Oxide
Socket	LDBN16205	LDBB16205
Socket, Long Prong	LDBN16206	LDBB16206
Clinch Plate for 16205 and 16206	LDBN16506	LDBB16506
Plastic Flex Washer for 16205 and 16206		LDPL16510
Covered Socket/Clinch Plate	BN7150B	




ONE-WAY-LIFT® STUDS

SIZE • DESCRIPTION	PART NUMBER	
	Brass/Nickel	Brass/Black Oxide
Stud w/2 Prong Base	LDBN16349	LDBB16349
Washer for LDBN16349	LDBN16501	LDBB16501
Stud w/Eyelet Base	LDBN16358	LDBB16358
Washer for 16358	LDBN16509	LDBB16509



ONE-WAY-LIFT® SCREWSTUDS

SIZE • DESCRIPTION	PART NUMBER	
	Brass/Nickel	Brass/Black Oxide
Screwstud #8 x 3/8" Stainless Steel Self-Tapping Screw	LDBN163604	
Screwstud #8 x 1/2" Stainless Steel Self-Tapping Screw	LDBN163606	
Screwstud #8 x 5/8" Stainless Steel Self-Tapping Screw	LDBN163607	
Screwstud 8-32 x 3/8" Steel Machine Screw	LDBN163624	
Screwstud 8-32 x 5/8" Brass Machine Screw	LDBN163627	



ONE-WAY-PULL® FASTENERS

SIZE • DESCRIPTION	PART NUMBER	
	Brass/Nickel	Brass/Black Oxide
Cap 11/64"	PDBN18100	PDBB18100
Cap 1/4"	PDBN18100L	PDBB18100L
Socket	PDBN18201	PDBB18201
Stud	PDBN18303	PDBB18303
Standard Eyelet 1/4"	BN4647D	BB4647D
Long Eyelet 5/16"	BN4647LD	BB4647LD
3/8" Screwstud w/Stainless Steel Screw		PDBB183074
5/8" Screwstud w/Stainless Steel Screw	PDBN183075	PDBB183075 •

FASNAP PRODUCTION CUT-TO-LENGTH



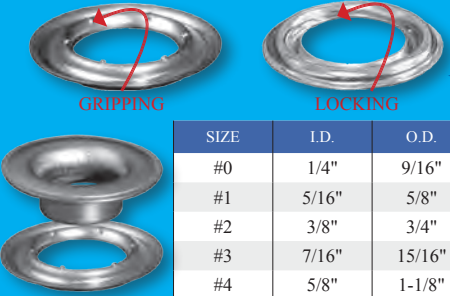
For applications requiring pre-cut webbing, shock cord, or hook and loop, save time, labor and hassle by having Fasnaps automated machinery do the job.

Our state-of-the-art cutting equipment can handle all your cutting needs, and is a cost effective alternative to manual cutting processes. For information about these value-added services or other customer services we offer, call a Fasnaps® sales representative today.


• Denotes non-stock items which may have minimum purchase requirements.


GROMMETS AND WASHERS

Fasnap's premium self-piercing grommets are manufactured with a sharpened edge for superior piercing ability. The washers are made with a patented design that incorporates small teeth and a channel to prevent slipping and provide extra holding force.


		PREMIUM SELF-PIERCING GROMMETS & WASHERS				
		Stainless Steel (Locking Channel)		Brass Sharpened (Gripping Teeth)		Brass/Nickel Sharpened (Gripping Teeth)
SIZE	I.D.	O.D.	PART NUMBER			
#0	1/4"	9/16"	GRMWSH210SS	GRMGWS210B	GRMGWS210N	
#1	5/16"	5/8"	GRMWSH230SS	GRMGWS230B	GRMGWS230N	
#2	3/8"	3/4"	GRMWSH250SS	GRMGWS250B	GRMGWS250N	
#3	7/16"	15/16"		GRMGWS280B	GRMGWS280N	
#4	5/8"	1-1/8"		GRMGWS300B	GRMGWS300N	

Our self-piercing grommets, used in conjunction with Fasnap's exclusive washer design, eliminates the need to pre-punch a hole. Grommets are set in a single action.

		SELF-PIERCING GROMMETS & WASHERS			
		Brass (Gripping Teeth)		Brass/Nickel (Gripping Teeth)	
SIZE	I.D.	O.D.	PART NUMBER		
#0	1/4"	9/16"	GRMWSH210B	GRMWSH210N	GRMWSH210HBK
#1	5/16"	5/8"	GRMWSH230B	GRMWSH230N	GRMWSH230HBK
#2	3/8"	3/4"	GRMWSH250B	GRMWSH250N	GRMWSH250HBK
#2 LONG BARREL	3/8"	3/4"	GRMLWS250B	GRMLWS250N	


		SELF-PIERCING GROMMETS & PLAIN WASHERS			
		Brass	Brass/Nickel	Brass/Black Nickel	Brass/Black Copper
SIZE	I.D.	O.D.	PART NUMBER		
#0	1/4"	9/16"	GRMPWSH0B	GRMPWSH0N	
#1	5/16"	5/8"	GRMPWSH1B	GRMPWSH1N	
#2	3/8"	3/4"	GRMPWSH2B	GRMPWSH2N	GRMPWSH2BN GRMPWSH2BC

Designed to withstand the harshest environments, our stainless steel self-piercing rolled rim grommets with spur washers are the best product available for corrosive applications. These grommets can be installed through several layers of tough material and can be attached with hand dies in low volume situations.


		STAINLESS STEEL SELF-PIERCING ROLLED RIM GROMMETS & SPUR WASHERS			
		Stainless Steel			
SIZE	I.D.	O.D.	PART NUMBER		
#0	1/4"	5/8"	GRMWSPUR0SS		
#1	5/16"	13/16"	GRMWSPUR1SS		
#2	3/8"	13/16"	GRMWSPUR2SS		
#3	7/16"	7/8"	GRMWSPUR3SS		
#4	1/2"	1-1/16"	GRMWSPUR4SS		
#5	5/8"	1-1/16"	GRMWSPUR5SS		




Our heavy-duty self-piercing rolled rim grommets with spur washers are designed for use in heavy stress applications. Commonly found on tarps and awnings, these grommets save time and labor by setting in one easy step.

			BRASS SELF-PIERCING ROLLED RIM GROMMETS WITH SPUR WASHERS			
			Brass		Brass/Nickel	
SIZE	I.D.	O.D.	PART NUMBER			
#0	9/32"	11/16"	GRMWSPUR0	GRMWSPUR0N		
#1	3/8"	3/4"	GRMWSPUR1	GRMWSPUR1N		
#2	7/16"	7/8"	GRMWSPUR2	GRMWSPUR2N		
#4	9/16"	1-1/8"	GRMWSPUR4	GRMWSPUR4N		

Fasnap's rolled rim grommets with spur washers can be automatically fed using our grommeting equipment or similar machinery.


			ROLLED RIM GROMMETS WITH SPUR WASHERS			
			Brass	Brass/Nickel	Brass/Black Oxide	Stainless Steel
SIZE	I.D.	O.D.	PART NUMBER			
#0	9/32"	.670	GRM 0GR-BBR	GRM 0GR-BNI	GRM 0GR-BBX	GRM 0GR-SS
#0L	9/32"	.670				GRM 0GRL-SS
#1	13/32"	.790	GRM 1GR-BBR	GRM 1GR-BNI	GRM 1GR-BBX	
#2	7/16"	.882	GRM 2GR-BBR	GRM 2GR-BNI	GRM 2GR-BBX	
#3	15/32"	.970	GRM 3GR-BBR	GRM 3GR-BNI	GRM 3GR-BBX	
#4	9/16"	1.122	GRM 4GR-BBR	GRM 4GR-BNI	GRM 4GR-BBX	
#5	5/8	1.285	GRM 5GR-BBR	GRM 5GR-BNI	GRM 5GR-BBX	


			WASHERS			
			Brass	Brass/Nickel	Brass/Black Oxide	Stainless Steel
SIZE	I.D.	O.D.	PART NUMBER			
#0	.345	.645	GRM 0WS-BBR	GRM 0WS-BNI	GRM 0WS-BBX	GRM 0WS-SS
#1	.455	.790	GRM 1WS-BBR	GRM 1WS-BNI	GRM 1WS-BBX	
#2	.512	.880	GRM 2WS-BBR	GRM 2WS-BNI	GRM 2WS-BBX	
#3	.537	.970	GRM 3WS-BBR	GRM 3WS-BNI	GRM 3WS-BBX	
#4	.645	1.122	GRM 4WS-BBR	GRM 4WS-BNI	GRM 4WS-BBX	
#5	.777	1.270	GRM 5WS-BBR	GRM 5WS-BNI	GRM 5WS-BBX	





• Denotes non-stock items which may have minimum purchase requirements.

Fasnap's sheet metal grommets with assorted washers can be automatically fed using our grommeting equipment or similar machinery.

			SHEET METAL GROMMET		
			Brass	Brass/Nickel	Brass/Black Oxide
SIZE	I.D.	O.D.	PART NUMBER		
#00	3/16"	7/16"	GRMSM00B	GRMSM00N	GRMSM00BBX
#0	1/4"	.545	GRMSM00B	GRMSM00N	GRMSM00BBX
#1	5/16"	.687	GRMSM10B	GRMSM10N	GRMSM10BBX
#2	3/8"	.815	GRMSM20B	GRMSM20N	GRMSM20BBX
#3	7/16"	.970	GRMSM30B	GRMSM30N	GRMSM30BBX
#4	1/2"	1.233	GRMSM40B	GRMSM40N	GRMSM40BBX
#5	5/8"	1.220	GRMSM50B	GRMSM50N	GRMSM50BBX
#6	13/16"	1.750	GRMSM60B	GRMSM60N	GRMSM60BBX


			PLAIN WASHERS		
			Brass	Brass/Nickel	Brass/Black Oxide
SIZE	I.D.	O.D.	PART NUMBER		
#00	.216	.456	GRMPW00B	GRMPW00N	GRMPW00BBX
#0	.289	.546	GRMPW00B	GRMPW00N	GRMPW00BBX
#1	.359	.700	GRMPW10B	GRMPW10N	GRMPW10BBX
#2	.453	.835	GRMPW20B	GRMPW20N	GRMPW20BBX
#3	.530	.955	GRMPW30B	GRMPW30N	GRMPW30BBX
#4	.585	1.062	GRMPW40B	GRMPW40N	GRMPW40BBX
#5	.740	1.205	GRMPW50B	GRMPW50N	GRMPW50BBX

			TEETH WASHERS		
			Brass	Brass/Nickel	Brass/Black Oxide
SIZE	I.D.	O.D.	PART NUMBER		
#0	.290	.570	GRMTW00B	GRMTW00N	GRMTW00BBX
#1	.350	.680	GRMTW10B	GRMTW10N	GRMTW10BBX
#2	.468	.840	GRMTW20B	GRMTW20N	GRMTW20BBX
#3	.545	.945	GRMTW30B	GRMTW30N	GRMTW30BBX
#4	.593	1.050	GRMTW40B	GRMTW40N	GRMTW40BBX
#5	.720	1.190	GRMTW50B	GRMTW50N	GRMTW50BBX

			NECK WASHERS		
			Brass	Brass/Nickel	Brass/Black Oxide
SIZE	I.D.	O.D.	PART NUMBER		
#00	.218	.245	GRMNW00B	GRMNW00N	GRMNW00BBX
#0	.294	.531	GRMNW00B	GRMNW00N	GRMNW00BBX
#1	.355	.705	GRMNW10B	GRMNW10N	GRMNW10BBX
#2	.429	.840	GRMNW20B	GRMNW20N	GRMNW20BBX
#3	.505	.945	GRMNW30B	GRMNW30N	GRMNW30BBX
#4	.569	1.050	GRMNW40B	GRMNW40N	GRMNW40BBX

VENTILATORS

Fasnap's high-quality net vents allow continuous air movement through the vent. These vents provide function and enhance

		NET VENTS	
		Brass/Nickel	
SIZE	PART NUMBER		
1/2"	BNNET12		
5/8"	BNNET58		
3/4"	BNNET34		
1"	BNNET1		

Fasnap's self-piercing eyelets are easily installed in Nomex®, plastic, leather, fabric, and paper. These eyelets create a reinforced hole and provide a finished appearance.



SELF-PIERCING EYELETS & WASHERS				
I.D.	O.D.	Brass		Brass/Nickel
		PART NUMBER		
9/64"	17/64"	GRMSE200B	GRMSE200N	
11/64"	23/64"	GRMSE300B	GRMSE300N	
13/64"	27/64"	GRMSE400B	GRMSE400N	
15/64"	29/64"	GRMSE500B	GRMSE500N	

ROLLED FLANGE EYELETS & WASHERS

EYELET	STYLE	PART NUMBER	O.D.	LENGTH UNDER FLANGE	FLANGE DIA.	MATERIAL	FINISH
	A942	03-GMBA942-AB3	.185	.145	.312	Brass	Antique Brass
		03-GMBA942-BBR					Bright Brass
		03-GMBA942-BC					Black Copper
		03-GMBA942-BLKDRM					Black Enamel/Drum
		03-GMBA942-BR					Brass
		03-GMBA942-NI					Nickel
03-GMBA942-WHTDRM	White Enamel/Drum						
WASHER	STYLE		I.D.	O.D.	MATERIAL	FINISH	
	C62	03-GMBC62-BR	.218	.375	Brass	Brass	
		03-GMBC62-NI				Nickel	

EYELET	STYLE	PART NUMBER	O.D.	LENGTH UNDER FLANGE	FLANGE DIA.	MATERIAL	FINISH
	A289	03-GMBA289-AB3	.215	.165	.390	Brass	Antique Brass
		03-GMBA289-ASL					Antique Silver
		03-GMBA289-BC					Black Copper
		03-GMBA289-BLKDRM					Black Enamel/Drum
		03-GMBA289-BN					Black Nickel
		03-GMBA289-BR					Brass
		03-GMBA289-NI					Nickel
		03-GMBA289-NI-NF					Nickel Free
		03-GMBA289-WHTDRM					White Enamel/Drum
WASHER	STYLE		I.D.	O.D.	MATERIAL	FINISH	
	C82	03-GMBC82-BC	.218	.460	Brass	Black Copper	
		03-GMBC82-BR				Brass	
		03-GMBC82-NI				Nickel	
		03-GMBC82-NF				Nickel Free	

EYELET	STYLE	PART NUMBER	O.D.	LENGTH UNDER FLANGE	FLANGE DIA.	MATERIAL	FINISH
	A618	03-GMBA618-AB3	.273	.185	.450	Brass	Antique Brass
		03-GMBA618-BBR					Bright Brass
		03-GMBA618-BC					Black Copper
		03-GMBA618-BLKDRM					Black Enamel/Drum
		03-GMBA618-BN					Black Nickel
		03-GMBA618-NI					Nickel
		03-GMBA618-NF					Nickel Free
		03-GMBA618-WHTDRM					White Enamel/Drum
WASHER	STYLE		I.D.	O.D.	MATERIAL	FINISH	
	C83	03-GMBC83-BBR	.289	.546	Brass	Bright Brass	
		03-GMBC83-BC				Black Copper	
		03-GMBC83-NI				Nickel	



EYELET	STYLE	PART NUMBER	O.D.	LENGTH UNDER FLANGE	FLANGE DIA.	MATERIAL	FINISH
	A500	03-GMBA500-AB3	.332	.185	.593	Brass	Antique Brass
		03-GMBA500-ASL					Antique Silver
		03-GMBA500-BBR					Bright Brass
		03-GMBA500-BC					Black Copper
		03-GMBA500-BLKDRM					Black Enamel/Drum
		03-GMBA500-NI					Nickel
		03-GMBA500-WHTDRM					White Enamel/Drum
WASHER	STYLE		I.D.	O.D.	MATERIAL	FINISH	
	C84	03-GMBC84-BC	.359	.700	Brass	Black Copper	
		03-GMBC84-BR				Brass	
		03-GMBC84-NI				Nickel	

• Denotes non-stock items which may have minimum purchase requirements.




RIVETS


Fasnap® capped tubular rivets offer superior piercing performance through materials such as: nylon webbing, leather and ballistic style fabrics. Our rivets provide an appealing, finished attachment and are offered in steel/nickel, brass/nickel, brass/black nickel, brass/gilt or stainless steel.

		SELF-PIERCING CAPPED TUBULAR RIVETS		
		Stainless Steel		
SIZE • DESCRIPTION	PART NUMBER			
(WxLxD) (Cap Size 9mm)	Use with R-5 Washer			
3 x 4 x 9mm	SSR349			
3 x 6 x 9mm	SSR369			
3 x 8 x 9mm	SSR389			
(WxLxD) (Cap Size 10mm)	Use with R-4 Washer			
4 x 8 x 10mm	SSR4810			
4 x 10 x 10mm	SSR41010			
4 x 12 x 10mm	SSR41210			
		SELF-PIERCING CAPPED TUBULAR RIVETS		
		Steel/Nickel	Brass/Nickel	Brass/Black Nickel
SIZE • DESCRIPTION	PART NUMBER			
(WxLxD) (Cap Size 6mm)	Use with R-5 Washer			
3 x 6 x 6mm	SNR366			BHBKR366
3 x 8 x 6mm	SNR386	BNR386		BHBKR386
3 x 10 x 6mm	SNR3106			
(WxLxD) (Cap Size 7mm)	Use with R-4,R-6,R-9,R-10 Washer			
4 x 6 x 7mm	SNR467			BHBKR467
4 x 8 x 7mm	SNR487			BHBKR487 •
4 x 10 x 7mm	SNR4107			BHBKR4107
(WxLxD) (Cap Size 8mm)	Use with R-4,R-6,R-9,R-10 Washer			
4 x 6 x 8mm	SNR468 •	BNR468		BHBKR468
4 x 8 x 8mm	SNR488	BNR488		
4 x 10 x 8mm	SNR4108			BHBKR4108 •
4 x 12 x 8mm				BHBKR4128
(WxLxD) (Cap Size 10mm)	Use with R-4,R-6,R-9,R-10 Washer			
4 x 6 x 10mm	SNR4610	BNR4610		BHBKR4610
4 x 8 x 10mm		BNR4810		
4 x 10 x 10mm	SNR41010	BNR41010		BHBKR41010
4 x 12 x 10mm	SNR41210 •	BNR41210		BHBKR41210
4 x 15 x 10mm	SNR41510 •	BNR41510		BHBKR41510
(WxLxD) (Cap Size 12mm)	Use with R-4,R-6,R-9,R-10 Washer			
4 x 8 x 12mm		BNR4812		BHBKR4812
4 x 10 x 12mm	SNR41012			BHBKR41012
4 x 12 x 12mm	SNR41212			BHBKR41212


The following styles of washers are available to complement various applications.

		WASHERS				
		Steel/Nickel	Brass/Nickel	Brass/Black Nickel	Stainless Steel	Brass/Gilt
DESCRIPTION		PART NUMBER				
R-4					SSWSHR4	
R-5					SSWSHR5	
R-6		SNWSHR6		BHBKWSHR6		
R-9		SNWSHR9	BNWSHR9	BHBKWSHR9		BGWSHR9
R-10		SNWSHR10	BNWSHR10	BHBKWSHR10		BGWSHR10


Our rivet caps offer a polished look to the underside of our self-piercing capped tubular rivet. Simply use this combination of product in place of our rivet washer.

		RIVET CAPS	
		Brass/Nickel	Brass/Gilt
SIZE • DESCRIPTION		PART NUMBER	
11mm Rivet Cap w/Stud Washer		BNRIVCAP11	BGRIVCAP11
12mm Rivet Cap w/Stud Washer		BNRIVCAP12	BGRIVCAP12

Fasnap's two-piece male/female style rivets can be assembled with either dies or a hammer. Available in steel/nickel, stainless steel, steel/black nickel, or painted enamel finish; our rivets provide solid closure and complement the appearance of various applications.

		FINISHED RIVETS		
		Steel/Nickel	Stainless Steel	Steel/Black Nickel
DESCRIPTION		PART NUMBER		
.510" O.D. Grip Range: .138"-.197" Cap, .520" O.D.		SH137DNI		
.513" O.D. Grip Range: .138"-.197" Cap, .520" O.D.			SH137DSS	SHBK137D
			SH130CAPSS	SHBK130CAP
.370" O.D. Grip Range: .177"-.256" Cap, .355" O.D.		SH8108DNI		
		SH810CAPNI		
.352" O.D. Grip Range: .138"-.197" Cap, .352" O.D.			SH910/7DSS	
			SH910CAPSS	

Our rivet and burr combination provides a permanent attachment to layers of diverse material. This product is self-piercing and can also be used to reinforce various applications.

		RIVETS AND BURR	
		Brass/Nickel	
SIZE • DESCRIPTION		PART NUMBER	
Burr for BN406 Rivets		BN2942	
Rivet		BN406LL	
Rivet, Short		BN406S	


• Denotes non-stock items which may have minimum purchase requirements.





CAPPED RIVET SETS

SIZE MM	SIZE MM	SIZE MM	SIZE MM	PART NUMBER	MATERIAL	FINISH
A	B	C	D			
Cap Dia.	Barrel Dia.	Barrel Length	Cap Dia.			
6	3	7	6	02-GMS2202DC-AB	Steel	Antique Brass
				02-GMS2202DC-BLACK		Black Enamel
				02-GMS2202DC-BR		Brass
				02-GMS2202DC-NI		Nickel
				02-GMS2202DC-CP		Copper Plate
7	3	8	7	02-GMS2203SDC-NI	Steel	Nickel
		9		02-GMS2203DC-AB		Antique Brass
				02-GMS2203DC-BK		Black Enamel
				02-GMS2203DC-BR		Brass
				02-GMS2203DC-NI		Nickel
				02-GMS2203DC-CP		Copper Plate
9	3	10	9	02-GMB2204DC-NI	Brass	Nickel
				Steel	02-GMS2204DC-AB	Antique Brass
					02-GMS2204DC-BLK	Black Enamel
					02-GMS2204DC-BN	Black Nickel
					02-GMS2204DC-BR	Brass
					02-GMS2204DC-NI	Nickel
					02-GMS2204DC-CP	Copper Plate
9	3	11	9	02-GMB2205DC-NI	Brass	Nickel
				Steel	02-GMS2205DC-AB	Antique Brass
					02-GMS2205DC-BLK	Black Enamel
					02-GMS2205DC-BR	Brass
					02-GMS2205DC-NI	Nickel
					02-GMS2205DC-CP	Copper Plate
10	3	13	10	02-GMS2276DC-AB	Steel	Antique Brass
				02-GMS2276DC-BLK		Black Enamel
				02-GMS2276DC-BR		Brass
				02-GMS2276DC-NI		Nickel





UNCAPPED RIVET SETS


SIZE MM	SIZE MM	SIZE MM	SIZE MM	PART NUMBER	MATERIAL	FINISH
A	B	C	D			
Dia.	Barrel Dia.	Barrel Length	Cap Dia.			
6	2	6	6	02-GMS2269SC-NI	Steel	Nickel
6	3	7	6	02-GMS2202SC-NI		
8	3	10	9	02-GMB2204SC-NI	Brass	

FASNAP PRODUCTION FACILITIES




Our sewing capabilities include a wide range of stitching options including, but not limited to, box, tack, straight, and zigzag stitches to name a few.






SEMI-TUBULAR RIVETS

SIZE IN	SIZE IN	SIZE IN	PART NUMBER	MATERIAL	FINISH
A Cap Dia.	B Barrel Dia.	C Barrel Length			
7/32	1/8	3/8	15-GRS-11X616TUB-NI	Steel	Nickel
		1/4	15-GRS-9X416TUB-NI		
		3/8	15-GRS-9X616TUB-NI		
		7/16	15-GRS-9X716TUB-NI		
5/16	9/64	1/2	15-GRS-9X816TUB-NI		Brass
		9/16	15-GRS-9X916TUB-BR		Nickel
		5/8	15-GRS-9X916TUB-NI		
		11/16	15-GRS-9X1016TUB-NI		
			15-GRS-9X1116TUB-NI		




SPLIT RIVETS

SIZE IN	SIZE IN	SIZE IN	PART NUMBER	MATERIAL	FINISH
A Cap Dia.	B Barrel Dia.	C Barrel Length			
5/16	9/64	1/4	15-GRS-9X4-16SPL-BLK	Steel	Black
		3/4	15-GRS-93X12-16-NI		Nickel
3/8	9/64	3/8	15-GRS-157-6-16-BR	Steel	Brass
3/8	9/64	1/2	15-GRS-157-8-16-NI	Steel	Nickel
5/16	5/32	1/2	15-GMS-154LS-8-16-NI	Steel	Nickel
		5/8	15-GMS-154LS-10-16-NI		
		3/4	15-GMS-154LS-12-16-NI		



CAPPED RIVETS (ROLL SETTING)

SIZE IN	SIZE IN	SIZE IN	PART NUMBER	MATERIAL	FINISH
A Cap Dia.	B Barrel Dia.	C Barrel Length			
7/32	1/8	3/16	02-CE100-316-NI	Steel	Nickel
		7/32	02-CE100-732-NI		
		1/4	02-CE100-14-NI		
		5/16	02-CE100-516-NI		
5/16	9/64	3/16	02-CE125-316-NI	Steel	Nickel
		1/4	02-CE125-416-NI		
		5/16	02-CE125-516-BR		Brass
			02-CE125-516-NI		Nickel
		3/8	02-CE125-616-NI		



WASHER


SIZE IN	A	B	GAUGE/IN	PART NUMBER	MATERIAL	FINISH
1/2	.500	.156	.032	15-GRS-WASHZ12-ZC	Steel	Zinc

• Denotes non-stock items which may have minimum purchase requirements.



SPEEDY RIVETS

A	SIZE MM			Description	PART NUMBER	MATERIAL	FINISH
	Dia.	C	Barrel Length				
8.33	7.54	6.98	Cap	BH460BOX 01-DOT-95-BS-99884-BR 01-DOT-95-BS-99884-NI	Brass	Black Oxide Brass Nickel	
			Rivet	BH467BOX 01-DOT-95-BS-21409-BR 01-DOT-95-BS-21409-NI		Black Oxide Brass Nickel	
9.92	8.33	10.16	Cap	01-DOT-95-BS-99972-BOX 01-DOT-95-BS-99972-BR 01-DOT-95-BS-99972-NI	Brass	Black Oxide Brass Nickel	
			Rivet	01-DOT-95-BS-22405-BOX 01-DOT-95-BS-22405-BR 01-DOT-95-BS-22405-NI		Black Oxide Brass Nickel	



RIVETS & BURRS


NO.	SIZE MM	Description	PART NUMBER	MATERIAL	FINISH
1		Nail-Head Burr	02-SCOV-74-0397-NI	Steel	Nickel
			02-SCOV-74-0425-BO	Brass	Black Oxide
			02-SCOV-74-0683-NI	Steel	Nickel
			02-SCOV-74-0684-NI	Brass	Nickel
2	9.1	Rivet	02-TK-AS71-506714	Aluminum	
	10.1		02-TK-AS71-5068		
3	9.5	Domed Cap Burr	22-BDB-BM 22-BDB-NI	Brass	Black Matte Nickel
4		Non-Scratch Burr	22-BNS-AC 22-BNS-AN		Antique Copper Antique Nickel
5		Sombrero Burr	22-BSB-AB2 22-BSB-AC 22-BSB-AN		Antique Brass Antique Copper Antique Nickel
6		Rivet	22-TK243-AC 22-TK243-BC 22-TK243-NI		Antique Copper Black Copper Nickel

WIRE THICKNESS CONVERSION CHART


THICKNESS TO SCALE	GAUGE	IN.	MM.
	15	.0748	1.90000
	14	.0800	2.03200
	13	.0915	2.32410
	12	.1055	2.67970
	11	.1205	3.06070
	10	.1350	3.42900
	9	.1438	3.76682
	8	.1620	4.11480
	7	.1770	4.49580
	6	.1920	4.87680
	5	.2070	5.25780
	4	.2250	5.71500
	3	.2437	6.18998
	2	.2625	6.66750

INSULATION HARDWARE


LACE HOOKS W/NAIL

	PART NUMBER	SIZE IN	MATERIAL
	12-GMSS-LH-1.5	1 1/2	Stainless Steel
	12-GMSS-LH-2.5	2 1/2	
	12-GMSS-LH-4.5	4 1/2	
	12-GMSS-LH-6.5	6 1/2	


QUILT PIN W/NAIL

	PART NUMBER	SIZE IN	MATERIAL
	12-GMSSQP-1-1/2	1 1/2	Stainless Steel
	12-GMSSQP-2-1/2	2 1/2	
	12-GMSSQP-4-1/2	4 1/2	


WASHERS

	PART NUMBER	SIZE IN	MATERIAL
	12-GMSSW-1-14GAUGE	1	Stainless Steel
	12-GMSSW-112-14GAUGE	1 1/2	


WASHER W/CAP

	PART NUMBER	SIZE IN	MATERIAL
	12-GMCA-SS-CAP-22	7/8	Stainless Steel


SPRINGS

	PART NUMBER	SIZE IN	MATERIAL
	12-GMSS-SPRING-1 3/4	1 3/4	Stainless Steel
	12-GMSS-SPRING-2	2	
	12-GMSS-SPRING-3	3	
	12-GMSS-SPRING-4.5	4 1/2	


WIRE FOR LACE HOOKS

	PART NUMBER	SIZE IN	MATERIAL
	12-GMSS-8MM-WIRE-5	.031	Stainless Steel

LACE HOOK

	PART NUMBER	MATERIAL
	12-GMSS-LACEHOOK	Stainless Steel

BUCKLES

	STYLE	PART NUMBER	SIZE in	DESCRIPTION	MATERIAL	FINISH	
	999		06-T999-1-SBE	1	Heel Bar Buckle	Steel	Black
		06-T999-1-SNI	1	Nickel			
		06-T999-114-SBE	1 1/4	Black			
		06-T999-114-SNI	1 1/4	Nickel			
		06-T999-112-SBE	1 1/2	Black			
		06-T999-112-SNI	1 1/2	Nickel			
		06-T999-2-SBE	2	Black			
		06-T999-2-SNI	2	Nickel			
40-Z-L		06-40ZL-34-ZNI	3/4	Center Bar Buckle w/roller	Zinc Die-Cast	Nickel	
		06-40ZL-1-ZNI	1				
		06-40ZL-114-ZNI	1 1/4				
	40-Z		06-40Z-1-ZNI	1			Center Bar Buckle w/imitation roller
		923-Z	06-923Z-12-ZNI	1/2			
			06-923Z-58-ZNI	5/8			
923		06-923Z-34-ZNI	3/4	Center Bar Buckle w/imitation roller	Steel		
		06-923Z-1-ZNI	1				
		06-923-12-SNI	1/2				
		06-923-58-SNI	5/8				
	06-923-34-SNI	3/4					
	06-923-1-SNI	1					

• Denotes non-stock items which may have minimum purchase requirements.

924-Z	921-Z		06-924Z-12-ZNI	1/2	Double Bar Buckle	Zinc Die-Cast	Nickel
		924-Z	06-924Z-34-ZNI	3/4			
		924-Z	06-924Z-1-ZNI	1			
		921-Z	06-921Z-34-ZNI	3/4			
		921-Z	06-921Z-1-ZNI	1			
899	4125	899	06-899-134-ZNI	1 3/4	Garrison Buckle (Sam Browne)	Zinc Die-Cast	Nickel
		4125	06-4125A-BR	1/2	Button & Rivet (Sam Browne)	Brass	Brass
		4125	06-4125A-BNI				Nickel
		4126	06-4126A-BR				Brass
4126	4126	4126	06-4126A-BNI				Nickel
635	4042	635	06-635-34-SNI	3/4	Web Strap Buckle	Steel	Nickel
		635	06-635-1-SNI	1			
		635	06-635-112-SNI	1 1/2			
		4042	06-4042-1-SNI	1			
		6105	6105	06-6105-34-SBE	3/4	Quick Release Buckle	Steel
		6105	06-6105-34-SNI	1	Nickel		
		6105	06-6105-1-SBE		Black		
		6105	06-6105-1-SNI		Nickel		
		6105	QRS 25-SZC	Stainless Steel	Zinc		
		6105	QRS1SS				

BOAT VENT CAPS AND POLE

	Sewable Vent Cap	71AV SV-3710		Black	Compatible with 3/4" and 7/8" Poles			
	Telescopic Pole	Version	Part #	Collapsed IN	Extended IN	Pole Dia. MM 22/19	Wall Thickness MM 0.7	Color Black
		Small	71AV TP-1928-01	19	28			
		Medium	71AV TP-2847-01	28	47			
Large	71AV TP-3968-01	38.75	67.5					

Collapsed



Extended



4" - Recessed



SNAP HOOKS						
STYLE	NO.	PART NUMBER	SIZE in	DESCRIPTION	MATERIAL	FINISH
	5013-Z	06-5013-34-S-ZBE	3/4	Trigger Snap Hook Square Eye	Zinc Die-Cast	Black
		06-5013-34-S-ZBR				Brass
		06-5013-34-S-ZNI				Nickel
		06-5013-1-S-ZBE	1			Black
		06-5013-1-S-ZBR				Brass
		06-5013-1-S-ZNI				Nickel
		06-5013-112-S-ZBE	1 1/2	Black		
		06-5013-112-S-ZBR		Brass		
		06-5013-112-S-ZNI		Nickel		
		06-5013-2-S-ZBE	2	Black		
		06-5013-2-S-ZBR		Brass		
		06-5013-2-S-ZNI		Nickel		
	2	06-5013-58-O-ZBE	5/8	Trigger Snap Hook Round Eye	Zinc Die-Cast	Black
		06-5013-58-O-ZBR				Brass
		06-5013-58-O-ZNI				Nickel
		06-5013-34-O-ZBE	3/4			Black
		06-5013-34-O-ZBR		Brass		
		06-5013-34-O-ZNI		Nickel		
		06-5013-1-O-ZBE	1	Black		
		06-5013-1-O-ZBR		Brass		
06-5013-1-O-ZNI	Nickel					
	5026-Z	06-5026Z-12-ZNI	1/2	Strap Eye Bolt Snap Hook	Zinc Die-Cast	Nickel
		06-5026Z-58-ZNI	5/8			
		06-5026Z-34-ZNI	3/4			
		06-5026Z-1-ZNI	1			
	225	06-225-58-ZBR	5/8			Brass
	142-A	06-GMSPH-34-NI	3/4	Loop Eye/Rigid Square Eye Snap Hook	Steel	Nickel
		06-GMSPH-1-NI	1			
		SNAPHOOK1SS	1		Stainless Steel	
		SNAPHOOK112SS	1 1/2			
	848Z	06-GMS-SH848-1-NI	1	Round Swivel Quick Snap Hook	Zinc Die-Cast	Nickel
		06-GMS-SH848-2-NI	2			
	5016	WEBHOOK1SS	1	Spring Snap Hook	Stainless Steel	
	249-MS	BNSQ249	1	Strapped Eye Hook	Brass	Nickel
		SSSQ249			Stainless Steel	
	249-B	BNFE249	SIZE #0	DIA. 3/8	Brass	Nickel
	249-SS	SSFE249			Stainless Steel	
		06-711-1-ZNI	SIZE 1	DIA. 9/32	Zinc Die-Cast	Nickel

• Denotes non-stock items which may have minimum purchase requirements.



D-RINGS • WELDED						
STYLE	PART NUMBER	SIZE in	WIRE DIA. in	MATERIAL	FINISH	HEIGHT
						in
563W	DRING1SSW	1	.140	Stainless Steel		11/16
	3250 DRING118SSW	1 1/8	.205			15/16
	DRING112SSW	1 1/2	.177			
563W	DRING2SSW	2	.157			1 1/4
	DRING1STLW	1	.161			Steel
3250	DRING1STLW-T			.108		
	06-3250-1-52-SNI		.204			7/8
	DRING118STLW	1 1/8	.205			15/16
	06-3250-114-52-SNI	1 1/4	.204			1 1/8
	06-3250-112-52-SNI	1 1/2				1 3/16
	06-3250-2-52-SNI	2				1 5/8
	06-3250-112-64-SZC	1 1/2	.251	Steel	Zinc	1 5/16

D-RINGS • NOT WELDED						
STYLE	PART NUMBER	SIZE in	WIRE DIA. in	MATERIAL	FINISH	HEIGHT
						in
563	DRING1STLCN	1	.161	Steel	Nickel	13/16
	DRING114STLCN	1 1/4				
	DRING112STLCN	1 1/2				

D-RINGS • DIE-CAST						
STYLE	PART NUMBER	SIZE in	DIA.	MATERIAL	FINISH	
452-Z	06-452Z-12-24-ZNI	1/2	.094	Zinc Die-Cast	Nickel	
	06-452Z-12-24-ZBE				Black	
	06-452Z-58-29-ZNI	5/8	.110		Nickel	
	06-452Z-58-29-ZBE				Black	
	06-452Z-34-29-ZNI	3/4	.126		Nickel	
	06-452Z-34-29-ZBE				Black	
	06-452Z-1-33-ZNI	1	.150		Nickel	
	06-452Z-1-33-ZBE				Black	

D-RINGS • SCREW-MOUNTED							
STYLE	PART NUMBER	SIZE in	HOLE SIZE		MATERIAL	FINISH	LENGTH OVERALL
			in	mm			in
1954	06-GMSCD-3/8-AB	3/8	.157	4	Steel	Antique Brass	15/16
	06-GMSCD-3/8-BLK					Black	
	06-GMSCD-3/8-BR					Brass	
	06-GMSCD-3/8-NI	Nickel	1 1/8				
	06-GMSCD-5/8-BK	Black					
	06-GMSCD-5/8-NI	Nickel					
	DRMT 20-SBP	3/4	.197	5		Black	1 7/8
	06-GMSCD-3/4-NI					Nickel	1 15/32
	DRMT 20-SS					Stainless Steel	1 7/8

O-RINGS • WELDED						
STYLE	PART NUMBER	SIZE (I.D.) in	WIRE DIA. in	MATERIAL	FINISH	
7	06-SORW-1-45-NI	1	0.177	Steel	NICKEL	
	06-SORW-1-45-BE				BLACK	
4	06-SORW-114-57-NI	1 1/4	0.225		NICKEL	
	06-SORW-114-57-BE				BLACK	
3	06-SORW-112-62-NI	1 1/2	0.243		NICKEL	
	06-SORW-112-62-BE				BLACK	
	06-SORW-134-62-NI				NICKEL	
00	06-SORW-134-62-BE	1 3/4			BLACK	
	06-SORW-2-86-NI				NICKEL	
	06-SORW-2-86-BE				BLACK	

KEY RINGS						
	PART NUMBER	SIZE in	WIRE DIA. mm	MATERIAL	FINISH	
	06-SKR-34LW-NI	3/4	1.5	Steel	Nickel	
	06-SKR-1LW-NI	1	1.7			

RECTANGULAR LOOPS • WELDED

Fasnep's metal rectangular loops, like d-rings, are suitable for use in many applications.

PART NUMBER	STRAP SIZE in	W in	WIRE DIA. in	MATERIAL	FINISH
RL 35-25-125 SSW	1	1/2	.138	Stainless Steel	
12-GMSS-RR-11/4X3/4	1 1/4	3/4	.013		
06-SRRW-1.5X75X4MM-DAB	1 1/2	3/4	.157	Steel	Dull Antique Brass
RL DT-112-12-WSB		7/16	.118		Black Oxide
RL DT-112-38-BS		3/8	.116		Nickel
RL DT-38-12NP		1/2	.118		Black Oxide
06-SRRW-2-716-4-NI	2	7/16	.157		
RL DT-51-12BS		1/2	.118		

RECTANGULAR LOOPS • NOT WELDED

Fasnep's metal rectangular loops, like d-rings, are suitable for use in many applications.

PART NUMBER	STRAP SIZE in	W in	WIRE DIA. in	MATERIAL	FINISH
06-SRR-3/4X1/2X2.3MM-NI	3/4	1/2	.091	Steel	Nickel
06-SRR-1X38-2.4MM-NI		3/8	.094		
06-SRR-1X1/2X3MM-NI	1 1/4	1/2	.118		
06-SRR1.25X1/2X3MM-NI					
06-SRR1.5X1/2X3MM-NI	1 1/2	7/16			Black
RL DT-112-12-SB					
06-SRR-2X1/2X3.8MM-NI	2	1/2	.150	Nickel	

PADEYES

Our padeyes are normally surface-mounted with #10 or #12 self-tapping screws. They are frequently used as snap hook anchors.

STYLE	PART NUMBER	L in	OPENING in	HOLE CENTER TO CENTER in	MATERIAL	FINISH
279	PADEYESS542	2	11/32	1 1/2		Stainless Steel

FOOTMAN LOOPS

Our footman loops are normally surface-mounted with #10 or #12 self-tapping screws. They are frequently used as snap hook anchors.

STYLE	PART NUMBER	STRAP SIZE in	OPENING in	HOLE CENTER TO CENTER in	MATERIAL	FINISH
662	06-TCS-LP2235-25-STLBP	1	1	1 15/16	Steel	Black
	06-TCS-LP2235-25-STLNL		1	1 15/16		Nickel
	06-TCS-LP2235-38-STLNL	1 1/2				Black Oxide
	06-TCS-LP2235-51-STLBO	2				

SLIDES

STYLE	NO.	PART NUMBER	SIZE in	MATERIAL	FINISH
587	1	SLIDESS1	1 1/16	Stainless Steel	
		06-GMS-SH02300-1/2-NI	1/2	Steel	Nickel
06-GMS-SH02300-5/8-NI	5/8				
2	2	06-GMS-SH02300-1-NI	1		
		06-GMS-SH02300-11/4-NI	1 1/4		
		06-GMS-SH02300-11/2-NI	1 1/2		
		06-GMS-SH02300-2-NI	2		
2300-Z	3	06-GMS-SH2300-1 1/4-NI	1 1/4	Zinc Die-Cast	
		06-GMS-SH2300-1 1/2-NI	1 1/2		

NO.	PART NUMBER	SIZE in	MATERIAL	FINISH
1	06-CC BK8008	1	Carbon Steel	White Zinc
2	06-CC BK8012	1 1/2		

TOWEL HOOKS

PART NUMBER	SIZE in	MATERIAL	FINISH
06-GM-SH3SC-BR	3	Steel	Brass
06-GM-SH3SC-NI			Nickel

Wire Gauge Chart Available on page 17.

BUCKLE		
SAFE WORKING LOAD	500 LB	770 KG
BREAK STRENGTH	1540 LB	700 KG




PART NUMBER	
06-CC RB8022-07ZC	
DESCRIPTION	
STANDARD THUMB RATCHET	
SIZE	1"
MATERIAL	
STEEL YELLOW ZINC DICHROMATE FINISH	

BUCKLE		
SAFE WORKING LOAD	580 LB	880 KG
BREAK STRENGTH	1760 LB	800 KG



PART NUMBER	
06-CC RB8022-08ZC	
DESCRIPTION	
STANDARD THUMB RATCHET	
SIZE	1"
MATERIAL	
STEEL YELLOW ZINC DICHROMATE FINISH	

BUCKLE		
SAFE WORKING LOAD	1100 LB	500 KG
BREAK STRENGTH	3300 LB	1500 KG



PART NUMBER	
06-CC RB8036-15SH	
DESCRIPTION	
WIDE HANDLE RATCHET	
SIZE	1.0625"
MATERIAL	
STEEL YELLOW ZINC DICHROMATE FINISH,	

BUCKLE		
SAFE WORKING LOAD	360 LB	160 KG
BREAK STRENGTH	1100 LB	500 KG



PART NUMBER	
06-CC RB8022-07ZB	
DESCRIPTION	
STANDARD THUMB RATCHET	
SIZE	1"
MATERIAL	
STEEL YELLOW ZINC DICHROMATE, BLACK ELECTROPLATE HANDLE	

BUCKLE		
SAFE WORKING LOAD	400 LB	181 KG
BREAK STRENGTH	2200 LB	545 KG



PART NUMBER	
06-CC RB8021-10ZB	
DESCRIPTION	
STANDARD THUMB RATCHET	
SIZE	1"
MATERIAL	
BLACK ELECTROPLATE FINISH	

BUCKLE		
SAFE WORKING LOAD	580 LB	260 KG
BREAK STRENGTH	1760 LB	800 KG




PART NUMBER	
06-CC RB8040-08SH	
DESCRIPTION	
1 STEEL YELLOW ZINC DICHROMATE WITH BLACK SOFT HANDLE	
SIZE	1"
MATERIAL	
STEEL YELLOW ZINC DICHROMATE FINISH	

BUCKLE		
SAFE WORKING LOAD	3660 LB	1660 KG
BREAK STRENGTH	11000 LB	5000 KG



PART NUMBER	
06-CC RB8012-50ZC	
DESCRIPTION	
HANDLE RATCHET, DOUBLE SECURITY LOCK	
SIZE	2"
MATERIAL	
YELLOW ZINC DICHROMATE FINISH	

BUCKLE		
SAFE WORKING LOAD	7330 LB	3330 KG
BREAK STRENGTH	22000 LB	10000 KG



PART NUMBER	
06-CC RB8001-100ZC	
DESCRIPTION	
LONG HANDLE RATCHET	
SIZE	4"
MATERIAL	
YELLOW ZINC DICHROMATE FINISH	



BUCKLE		
SAFE WORKING LOAD	1830 LB	730 KG
BREAK STRENGTH	3300 LB	1500 KG



PART NUMBER	
06-CC RB8019-15ZC	

DESCRIPTION	
WIDE HANDLE RATCHET	
SIZE	1"
MATERIAL	
YELLOW ZINC DICHROMATE FINISH	

BUCKLE		
SAFE WORKING LOAD	1460 LB	660 KG
BREAK STRENGTH	4400 LB	2000 KG



PART NUMBER	
06-CC RB8014-20ZC	

DESCRIPTION	
WIDE HANDLE RATCHET	
SIZE	2"
MATERIAL	
YELLOW ZINC DICHROMATE FINISH	

BUCKLE		
SAFE WORKING LOAD	1830 LB	730 KG
BREAK STRENGTH	5500 LB	2200 KG



PART NUMBER	
06-CC RB8018-22ZC	

DESCRIPTION	
HANDLE RATCHET	
SIZE	1.5"
MATERIAL	
YELLOW ZINC DICHROMATE FINISH	

BUCKLE		
SAFE WORKING LOAD	580 LB	260 KG
BREAK STRENGTH	1760 LB	800 KG



PART NUMBER	
06-CC RB8049-08SS	

DESCRIPTION	
STANDARD THUMB RATCHET	
SIZE	1"
MATERIAL	
STAINLESS STEEL, SUS304	

BUCKLE		
SAFE WORKING LOAD	500 LB	225 KG
BREAK STRENGTH	3300 LB	1500 KG



PART NUMBER	
06-CC RB8047-15SS	

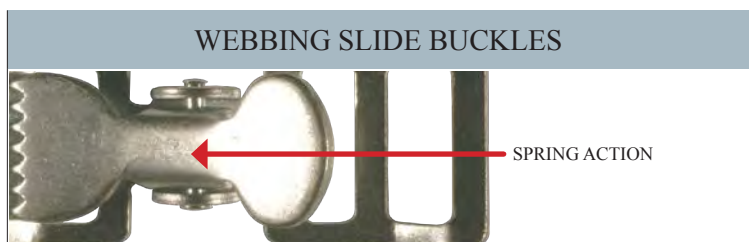
DESCRIPTION	
HANDLE RATCHET	
SIZE	1.0625"
MATERIAL	
STAINLESS STEEL, SUS304	

BUCKLE		
SAFE WORKING LOAD	1460 LB	660 KG
BREAK STRENGTH	4400 LB	2000 KG



PART NUMBER	
06-CC RB8043-20SS	

DESCRIPTION	
HANDLE RATCHET, LIGHT DUTY	
SIZE	2"
MATERIAL	
STAINLESS STEEL, SUS304	



SIZE	DESCRIPTION	PART NUMBER	MATERIAL	BREAK STRENGTH			
1"	Quick Slide Buckle-Ideal For Cinching Webbing Straps.	06-6105-1-SNI	Brass/Nickel	LB	1760	KG	800
1"		06-CC CB8023-SB	Steel/Black Powder Coated				
1"		QRS1SS	Stainless Steel				

WARNING

The tie down design factor is based on destructive, laboratory controlled testing conditions, which will not be exactly duplicated during actual loading conditions. Never load any tie down in excess of its working load limit (WLL).

BUCKLE		
BREAK STRENGTH	1760 LB	800 KG




PART NUMBER	
06-CC OB8008	
DESCRIPTION	
OVER CENTER BUCKLE	
SIZE	2"
MATERIAL	
BLACK ELECTROPLATE FINISH	

BUCKLE		
BREAK STRENGTH	1760 LB	800 KG



PART NUMBER	
06-CC OB8007	
DESCRIPTION	
OVER CENTER BUCKLE	
SIZE	2"
MATERIAL	
CARBON STEEL, WHITE ZINC	

BUCKLE		
BREAK STRENGTH	4400 LB	2000 KG



PART NUMBER	
06-CC OB8009	
DESCRIPTION	
OVER CENTER BUCKLE	
SIZE	2"
MATERIAL	
CARBON STEEL, YELLOW ZINC	

BUCKLE		
BREAK STRENGTH	6600 LB	3000 KG



PART NUMBER	
06-CC OB8010	
DESCRIPTION	
OVER CENTER BUCKLE	
SIZE	2"
MATERIAL	
CARBON STEEL, WHITE ZINC	

BUCKLE		
BREAK STRENGTH	1760 LB	800 KG



PART NUMBER	
06-CC OB8001	
DESCRIPTION	
OVER CENTER BUCKLE	
SIZE	2"
MATERIAL	
STAINLESS STEEL, SUS304	

BUCKLE		
SAFE WORKING LOAD	1100 LB	500 KG
BREAK STRENGTH	3300 LB	1500 KG



PART NUMBER	
06-CC CB8001	
DESCRIPTION	
SPRING CAM BUCKLE	
SIZE	2"
MATERIAL	
STEEL ZINC DICHROMATE FINISH	

BUCKLE		
SAFE WORKING LOAD	880 LB	400 KG
BREAK STRENGTH	2660 LB	1200 KG




PART NUMBER	
06-CC CB8003	
DESCRIPTION	
SPRING CAM BUCKLE	
SIZE	2"
MATERIAL	
STEEL ZINC DICHROMATE FINISH	

BUCKLE		
SAFE WORKING LOAD	830 LB	370 KG
BREAK STRENGTH	2500 LB	1130 KG



PART NUMBER	
06-CC CB8005	
DESCRIPTION	
SPRING CAM BUCKLE	
SIZE	1"
MATERIAL	
STEEL ZINC DICHROMATE FINISH	

BUCKLE		
SAFE WORKING LOAD	580 LB	260 KG
BREAK STRENGTH	1760 LB	800 KG



PART NUMBER	
06-CC CB8008	
DESCRIPTION	
SPRING CAM BUCKLE	
SIZE	1"
MATERIAL	
STEEL ZINC DICHROMATE FINISH	

WARNING

The tie down design factor is based on destructive, laboratory controlled testing conditions, which will not be exactly duplicated during actual loading conditions. Never load any tie down in excess of its working load limit (WLL).

BUCKLE		
SAFE WORKING LOAD	510 LB	230 KG
BREAK STRENGTH	1540 LB	700 KG



PART NUMBER	
06-CC CB8011	
DESCRIPTION	
SPRING CAM BUCKLE	
SIZE	1"
MATERIAL	
STEEL YELLOW ZINC DICHROMATE FINISH	

BUCKLE		
SAFE WORKING LOAD	510 LB	230 KG
BREAK STRENGTH	1540 LB	700 KG



PART NUMBER	
06-CC CB8012	
DESCRIPTION	
SPRING CAM BUCKLE	
SIZE	1"
MATERIAL	
STEEL YELLOW ZINC DICHROMATE FINISH	

BUCKLE		
SAFE WORKING LOAD	290 LB	130 KG
BREAK STRENGTH	880 LB	400 KG



PART NUMBER	
06-CC CB8015	
DESCRIPTION	
SPRING CAM BUCKLE	
SIZE	1"
MATERIAL	
STEEL ZINC DICHROMATE FINISH	

BUCKLE		
SAFE WORKING LOAD	250 LB	110 KG
BREAK STRENGTH	770 LB	350 KG



PART NUMBER	
06-CC CB8017-350	
DESCRIPTION	
SPRING CAM BUCKLE	
SIZE	1"
MATERIAL	
STEEL ZINC DICHROMATE FINISH	

BUCKLE		
SAFE WORKING LOAD	360 LB	160 KG
BREAK STRENGTH	1100 LB	500 KG



PART NUMBER	
06-CC CB8017-500	
DESCRIPTION	
SPRING CAM BUCKLE	
SIZE	1"
MATERIAL	
STEEL ZINC DICHROMATE FINISH	

BUCKLE		
SAFE WORKING LOAD	330 LB	150 KG
BREAK STRENGTH	990 LB	450 KG



PART NUMBER	
06-CC CB8018-450	
DESCRIPTION	
SPRING CAM BUCKLE	
SIZE	1"
MATERIAL	
STEEL ZINC DICHROMATE FINISH	

BUCKLE		
SAFE WORKING LOAD	180 LB	80 KG
BREAK STRENGTH	550 LB	250 KG



PART NUMBER	
06-CC CB8019	
DESCRIPTION	
SPRING CAM BUCKLE	
SIZE	1"
MATERIAL	
STEEL ZINC DICHROMATE FINISH	

BUCKLE		
SAFE WORKING LOAD	140 LB	60 KG
BREAK STRENGTH	440 LB	200 KG



PART NUMBER	
06-CC CB8020	
DESCRIPTION	
SPRING CAM BUCKLE	
SIZE	3/4"
MATERIAL	
STEEL ZINC DICHROMATE FINISH	

CARGO CONTROL

• Denotes non-stock items which may have minimum purchase requirements.



DOUBLE HOOK



SIZE	DESCRIPTION	PART NUMBER	MATERIAL	BREAK STRENGTH		
4"	Double J Hook	06-CC8001	Carbon Steel, Yellow Zinc		22000	10000
3"	Double J Hook	06-CC EF8002	Carbon Steel, Yellow Zinc		22000	10000
2"	Double J Hook	06-CC EF8004-4	Carbon Steel, Yellow Zinc		8800	4000
2"	Double J Hook	06-CC EF8004-5	Carbon Steel, Yellow Zinc		11000	5000
2"	Double J Hook	06-CC EF8005-20	Carbon Steel, Yellow Zinc	LB	4400	2000
1"	Double J Hook	06-CC EF8019	Carbon Steel, Yellow Zinc		1760	800
2"	Double J Hook	06-CC EF8020	Stainless Steel, Sus304		6600	3000
1"	Double J Hook	06-CC EF8023	Stainless Steel, Sus304		1760	800
1"	Double J Hook	06-CC EF8023-V	Carbon Steel, Yellow Zinc • Vinyl Coated		1760	800



CLAW HOOKS



SIZE	DESCRIPTION	PART NUMBER	MATERIAL	BREAK STRENGTH		
2"	Claw Hook	06-CC EF8038	Carbon Steel, Yellow Zinc	LB	11000	5000
3"	Claw Hook	06-CC EF8039	Carbon Steel, Yellow Zinc		22000	10000

HOOK		
BREAK STRENGTH	9900 LB	4500 KG

HOOK		
BREAK STRENGTH	11000 LB	5000 KG

HOOK		
BREAK STRENGTH	16200 LB	7350 KG



PART NUMBER	DESCRIPTION
06-CC EF8056	

PART NUMBER	DESCRIPTION
06-CC EF8057	

PART NUMBER	DESCRIPTION
06-CC EF8054	

FLAT HOOK	SIZE
	2"

FLAT HOOK	SIZE
	2"

FLAT HOOK	SIZE
	2 3/4"

CARBON STEEL, YELLOW ZINC, WITH PROTECTOR

CARBON STEEL, YELLOW ZINC

CARBON STEEL, YELLOW ZINC, WITH PROTECTOR

HOOK		
BREAK STRENGTH	1760 LB	800 KG

HOOK		
BREAK STRENGTH	1760 LB	800 KG

HOOK		
BREAK STRENGTH	1760 LB	800 KG



PART NUMBER	DESCRIPTION
06-CC EF8062	

PART NUMBER	DESCRIPTION
06-CC EF8062-V	

PART NUMBER	DESCRIPTION
06-CC EF8063	

FLAT HOOK	SIZE
	1"

FLAT HOOK	SIZE
	1"

PUSH BUTTON FLAT HOOK	SIZE
	1"

CARBON STEEL, YELLOW ZINC

CARBON STEEL, YELLOW ZINC, VINYL COATED

CARBON STEEL, YELLOW ZINC

CARGO CONTROL

E-TRACK		
BREAK STRENGTH	3520 LB	1590 KG



PART NUMBER	06-CC EF8064
DESCRIPTION	E-TRACK LOGISTICAL FITTING

SIZE	2"
MATERIAL	CARBON STEEL, YELLOW ZINC

FLAT HOOK		
BREAK STRENGTH	3300 LB	1500 KG



PART NUMBER	06-CC RL8013
DESCRIPTION	FLAT HOOK W/SEWN WEBBING & CENTER BUCKLE

SIZE	1" 4"
MATERIAL	Non-stock item which may have minimum purchase requirements.

FLAT HOOK		
BREAK STRENGTH	3300 LB	1500 KG



PART NUMBER	06-CC RL8014
DESCRIPTION	FLAT HOOK W/SEWN WEBBING & CENTER BUCKLE

SIZE	1" 4"
MATERIAL	Non-stock item which may have minimum purchase requirements.

HOOK		
BREAK STRENGTH	1760 LB	800 KG



PART NUMBER	06-CC EF8052
DESCRIPTION	S HOOK

SIZE	1" 4"
MATERIAL	BLACK VINYL COVER

HOOK		
BREAK STRENGTH	1500 LB	680 KG



PART NUMBER	06-CC EF8053
DESCRIPTION	S HOOK

SIZE	1" 3"
MATERIAL	BLACK VINYL COVER

HOOK		
BREAK STRENGTH	3300 LB	1500 KG



PART NUMBER	06-CC EF8048
DESCRIPTION	S HOOK

SIZE	1" 4"
MATERIAL	BLACK VINYL COVER

HOOK		
BREAK STRENGTH	2200 LB	1000 KG



PART NUMBER	06-CC EF8050
DESCRIPTION	S HOOK

SIZE	1" 4"
MATERIAL	BLACK VINYL COVER

HOOK		
BREAK STRENGTH	1700 LB	800 KG



PART NUMBER	06-CC EF8046
DESCRIPTION	S HOOK W/ KEEPER

SIZE	1" 4"
MATERIAL	BLACK VINYL COVER

HOOK		
BREAK STRENGTH	3300 LB	1500 KG



PART NUMBER	06-CC EF8047
DESCRIPTION	S HOOK W/ KEEPER

SIZE	1" 4"
MATERIAL	BLACK VINYL COVER



WARNING

The tie down design factor is based on destructive, laboratory controlled testing conditions, which will not be exactly duplicated during actual loading conditions. Never load any tie down in excess of its working load limit (WLL).

• Denotes non-stock items which may have minimum purchase requirements.

O RING		
BREAK STRENGTH	11000 LB	4980 KG



PART NUMBER	06-CC EF8097
DESCRIPTION	WELDED O RING

SIZE	2"
MATERIAL	CARBON STEEL, YELLOW ZINC

O RING		
BREAK STRENGTH	6600 LB	2990 KG



PART NUMBER	06-CC EF8098
DESCRIPTION	WELDED O RING

SIZE	2"
MATERIAL	CARBON STEEL, YELLOW ZINC

D RING		
BREAK STRENGTH	6600 LB	2990 KG



PART NUMBER	06-CC EF8099
DESCRIPTION	D RING

SIZE	2 1/4"
MATERIAL	CARBON STEEL, YELLOW ZINC

D RING		
BREAK STRENGTH	5000 LB	2270 KG



PART NUMBER	06-CC EF8011
DESCRIPTION	D RING

SIZE	1 3/4"
MATERIAL	CARBON STEEL, WHITE ZINC

D RING		
BREAK STRENGTH	5000 LB	2270 KG



PART NUMBER	06-CC EF8010
DESCRIPTION	DOUBLE D RING

SIZE	1 3/4"
MATERIAL	CARBON STEEL, YELLOW ZINC

RING		
BREAK STRENGTH	4000 LB	1810 KG



PART NUMBER	06-CC EF8013
DESCRIPTION	DELTA RING

SIZE	1 3/4"
MATERIAL	CARBON STEEL, YELLOW ZINC

BUCKLE		
BREAK STRENGTH	4000 LB	1810 KG



PART NUMBER	06-CC BK8008
DESCRIPTION	SAFETY HARNESS LOOP

SIZE	1"
MATERIAL	CARBON STEEL, WHITE ZINC

BUCKLE		
BREAK STRENGTH	4000 LB	1810 KG



PART NUMBER	06-CC BK8007
DESCRIPTION	SAFETY HARNESS, PASS THROUGH FEMALE

SIZE	1"
MATERIAL	CARBON STEEL, WHITE ZINC

BUCKLE		
BREAK STRENGTH	4000 LB	1810 KG



PART NUMBER	06-CC BK8009
DESCRIPTION	SLIDE BUCKLE ADJUSTABLE LOOP

SIZE	1"
MATERIAL	CARBON STEEL, YELLOW ZINC


BUCKLE		
BREAK STRENGTH	4000 LB	1810 KG



PART NUMBER	06-CC BK8012
DESCRIPTION	BUCKLE PASS THROUGH MALE

SIZE	1 1/2"
MATERIAL	CARBON STEEL, WHITE ZINC

CARABINER		
SAFE WORKING LOAD	675 LB	
BREAK STRENGTH	2700 LB	1220 KG
		
PART NUMBER	06-CC CA8007	
DESCRIPTION	CARABINER, NON-LOCKING GATE	
MATERIAL	BLACK ELECTROPHORETIC PAINT	

CARABINER		
SAFE WORKING LOAD	1250 LB	
BREAK STRENGTH	5000 LB	2270 KG
		
PART NUMBER	06-CC CA8006	
DESCRIPTION	CARABINER W/ THREADED LOCK GATE	
MATERIAL	ZINC COATING	

CARABINER		
SAFE WORKING LOAD	1250 LB	
BREAK STRENGTH	5000 LB	2270 KG
		
PART NUMBER	06-CC CA8009	
DESCRIPTION	CARABINER W/ THREADED LOCK GATE	
MATERIAL	BLACK ELECTROPHORETIC PAINT	

CARABINER		
SAFE WORKING LOAD	1250 LB	
BREAK STRENGTH	5000 LB	2270 KG
		
PART NUMBER	06-CC CA8005	
DESCRIPTION	CARABINER W/ THREADED LOCK GATE	
MATERIAL	BLACK ELECTROPHORETIC PAINT	

CARABINER		
SAFE WORKING LOAD	1250 LB	
BREAK STRENGTH	5000 LB	2270 KG
		
PART NUMBER	06-CC CA8001	
DESCRIPTION	HEAVY DUTY CARABINER	
MATERIAL	CARBON STEEL, WHITE ZINC, LANYARD LINK	




WARNING

The tie down design factor is based on destructive, laboratory controlled testing conditions, which will not be exactly duplicated during actual loading conditions. Never load any tie down in excess of its working load limit (WLL).

• Denotes non-stock items which may have minimum purchase requirements.



SNAP HOOK



MATERIAL

Steel/Nickel Plated/A36
DIN 5299

SIZE	DESCRIPTION	PART NUMBER	L (mm)	DIA (mm)	C (mm)	SAFE WORKING LOAD			
6	Carabiner W/Snap Lock Gate	06-CC SH8003-B •	60	6	8	LB	KG	260	117
7	Carabiner W/Snap Lock Gate	06-CC SH8004-B •	70	7	8			335	150
8	Carabiner W/Snap Lock Gate	06-CC SH8005-B •	80	8	9			400	180
9	Carabiner W/Snap Lock Gate	06-CC SH8006-B •	90	9	10			500	225



QUICK LINK




MATERIAL

Steel/Zinc Plated/A36

SIZE	DESCRIPTION	PART NUMBER	L (mm)	W	DIA (mm)	SAFE WORKING LOAD			
5	Link W/Threaded Lock Gate	06-CC QL5036 •	49	23	5	LB	KG	550	250
6	Link W/Threaded Lock Gate	06-CC QL6045 •	57	26	6			880	440
8	Link W/Threaded Lock Gate	06-CC QL8058 •	74	34	8			1760	800



DELTA SHAPED QUICK LINK




MATERIAL

Steel/Zinc Plated/A36

SIZE	DESCRIPTION	PART NUMBER	L (mm)	W	DIA (mm)	A	SAFE WORKING LOAD			
5	Link W/Threaded Lock Gate	06-CC QL5040DS	36	31	5	6	LB	KG	330	150
6	Link W/Threaded Lock Gate	06-CC QL6047D	56	47	6	7.5			550	250
8	Link W/Threaded Lock Gate	06-CC QL8056D	73	56	8	10			1210	550



ANCHOR PLATE		
BREAK STRENGTH	3520 LB	1590 KG



PART NUMBER		
06-CC EF8118		


DESCRIPTION		
OVAL ANCHOR PLATE FITTING		

SIZE	A	B	C
	4"	5 3/4"	2 1/4"

SAFE WORKING LOAD	N/A LB	N/A KG
-------------------	--------	--------

MATERIAL		
FORGED D RING, CARBON STEEL FRONT PLATE, WHITE ZINC		

ANCHOR PLATE		
BREAK STRENGTH	1760 LB	2260 KG



PART NUMBER		
06-CC EF8119		

DESCRIPTION		
OVAL ANCHOR PLATE FITTING		

SIZE	A	B	C
	2 3/4"	4"	1 1/2"

SAFE WORKING LOAD	585 LB	265 KG
-------------------	--------	--------

MATERIAL		
FORGED D RING, CARBON STEEL FRONT PLATE, WHITE ZINC		

ANCHOR PLATE		
BREAK STRENGTH	1200 LB	540 KG



PART NUMBER		
06-CC EF001		

DESCRIPTION		
D RING W/ROUND ANCHORPLATE		

SIZE	RING 2" DIA	4" PLATE

SAFE WORKING LOAD	400 LB	181 KG
-------------------	--------	--------

MATERIAL		
FORGED D RING, CARBON STEEL FRONT PLATE, WHITE ZINC		

ANCHOR PLATE		
BREAK STRENGTH	1200 LB	540 KG



PART NUMBER		
06-CC EF8121		

DESCRIPTION		
TRI RING W/ROUND ANCHORPLATE		

SIZE	RING 2 1/2" DIA	3" PLATE

SAFE WORKING LOAD	400 LB	181 KG
-------------------	--------	--------

MATERIAL		
FORGED D RING, CARBON STEEL FRONT PLATE, WHITE ZINC		

ANCHOR PLATE		
BREAK STRENGTH	N/A LB	N/A KG



PART NUMBER		
06-CC EF002		

DESCRIPTION		
D RING W/D STYLE ANCHORPLATE		

SIZE	RING 2" DIA	2 3/4 X 3" PLATE

SAFE WORKING LOAD	400 LB	181 KG
-------------------	--------	--------

MATERIAL		
FORGED D RING, CARBON STEEL FRONT PLATE, WHITE ZINC		

ANCHOR PLATE		
BREAK STRENGTH	2500 LB	1130 KG



PART NUMBER		
06-CC EF8122		


DESCRIPTION		
D RING W/ 8 SIDED ANCHOR PLATE		

SIZE	5"	3 1/2"

SAFE WORKING LOAD	N/A LB	N/A KG
-------------------	--------	--------

MATERIAL		
FORGED D RING, CARBON STEEL FRONT PLATE, WHITE ZINC		

ANCHOR PLATE		
BREAK STRENGTH	5000 LB	2260 KG



PART NUMBER		
06-CC EF8120		


DESCRIPTION		
SQUARE ANCHOR PLATE FITTING		

SIZE	A	B	C
	4 1/2"	4 3/4"	2 1/4"

SAFE WORKING LOAD	1667 LB	756 KG
-------------------	---------	--------

MATERIAL		
CARBON STEEL FRONT PLATE, WHITE ZINC (CAN BE USED WITH EF003-1 BACK PLATE W/ YELLOW ELECTROPLATE FINISH)		

ANCHOR PLATE		
BREAK STRENGTH	5000 LB	2260 KG



PART NUMBER		
06-CC EF003		

DESCRIPTION		
2-PC, 4 1/2 IN X 4 3/4 IN		

SIZE	A	B	C
	4 1/2"	4 3/4"	2 1/4"

SAFE WORKING LOAD	N/A LB	N/A KG
-------------------	--------	--------

MATERIAL		
FORGED D RING, CARBON STEEL FRONT PLATE, WHITE ZINC (CAN BE USED WITH EF003-1 BACK PLATE)		



PART NUMBER
06-CC TL005
DESCRIPTION
LATCH, TRAILER, HATCH, CASE GOOD
MATERIAL
CARBON STEEL, WHITE ZINC



PART NUMBER
06-CC TL004
DESCRIPTION
LATCH, TRAILER, HATCH, CASE GOOD
MATERIAL
CARBON STEEL, WHITE ZINC



PART NUMBER
06-CC TL003
DESCRIPTION
LATCH, TRAILER, HATCH, CASE GOOD
MATERIAL
CARBON STEEL, WHITE ZINC



PART NUMBER
06-CC TL002
DESCRIPTION
LATCH, TRAILER, HATCH, CASE GOOD
MATERIAL
CARBON STEEL, WHITE ZINC



PART NUMBER
06-CC TL001
DESCRIPTION
LATCH, TRAILER, HATCH, CASE GOOD
MATERIAL
CARBON STEEL, WHITE ZINC



WARNING

The tie down design factor is based on destructive, laboratory controlled testing conditions, which will not be exactly duplicated during actual loading conditions. Never load any tie down in excess of its working load limit (WLL).





PART NUMBER
06-CC HN8001

DESCRIPTION
HINGE, DOOR, HATCH, CABINET

SIZE							
A	2.63"	B	9.52"	C	4.13"	D	.19"
A	67 MM	B	242 MM	C	105 MM	D	5 MM

MATERIAL
STAINLESS STEEL, SUS304



PART NUMBER
06-CC HN8002

DESCRIPTION
HINGE, DOOR, HATCH, CABINET

SIZE							
A	2.63"	B	9.52"	C	4.13"	D	.19"
A	67 MM	B	242 MM	C	105 MM	D	5 MM

MATERIAL
STAINLESS STEEL, SUS304




PART NUMBER
06-CC HN8003

DESCRIPTION
HINGE, DOOR, HATCH, CABINET

SIZE							
A	2.63"	B	8.77"	C	4.13"	D	.19"
A	67 MM	B	223 MM	C	105 MM	D	5 MM

MATERIAL
STAINLESS STEEL, SUS304



PART NUMBER
06-CC HN8005

DESCRIPTION
HINGE, DOOR, HATCH, CABINET

SIZE							
A	2.55"	B	8.77"	C	2.55"	D	.15"
A	65 MM	B	223 MM	C	65 MM	D	4 MM

MATERIAL
STAINLESS STEEL, SUS304



PART NUMBER
06-CC HN8006

DESCRIPTION
HINGE, DOOR, HATCH, CABINET

SIZE							
A	2.55"	B	5.78"	C	2.55"	D	.15"
A	65 MM	B	147 MM	C	65 MM	D	4 MM

MATERIAL
STAINLESS STEEL, SUS304



PART NUMBER
06-CC HN8007

DESCRIPTION
HINGE, DOOR, HATCH, CABINET

SIZE							
A	1.18"	B	7.28"	C	2.55"	D	.15"
A	30 MM	B	185 MM	C	65 MM	D	4 MM

MATERIAL
STAINLESS STEEL, SUS304



PART NUMBER
06-CC HN80010

DESCRIPTION
HINGE, DOOR, HATCH, CABINET

SIZE							
A	1.37"	B	6.10"	C	2.65"	D	.11"
A	35 MM	B	155 MM	C	67.5 MM	D	3 MM

MATERIAL
STAINLESS STEEL, SUS304



PART NUMBER
06-CC HN8011

DESCRIPTION
HINGE, DOOR, HATCH, CABINET

SIZE							
A	1.96"	B	2.75"	C	1.96"	D	.11"
A	50 MM	B	70 MM	C	50 MM	D	3 MM

MATERIAL
STAINLESS STEEL, SUS304




PART NUMBER
06-CC HN8012

DESCRIPTION
HINGE, DOOR, HATCH, CABINET

SIZE							
A	2.36"	B	2.34"	C	2.36"	D	.15"
A	60 MM	B	59.5 MM	C	60 MM	D	4 MM


MATERIAL
STAINLESS STEEL, SUS304




PART NUMBER	
06-CC PC8001	
DESCRIPTION	
PROTECTOR, CARGO, CORNER/EDGE	
SIZE	A 5" B 3.5" C 5.5"
MATERIAL	
PLASTIC	



PART NUMBER	
06-CC PC8002	
DESCRIPTION	
PROTECTOR, CARGO, CORNER/EDGE	
SIZE	A 5.0625" B 3.5" C 5.0625"
MATERIAL	
PLASTIC	



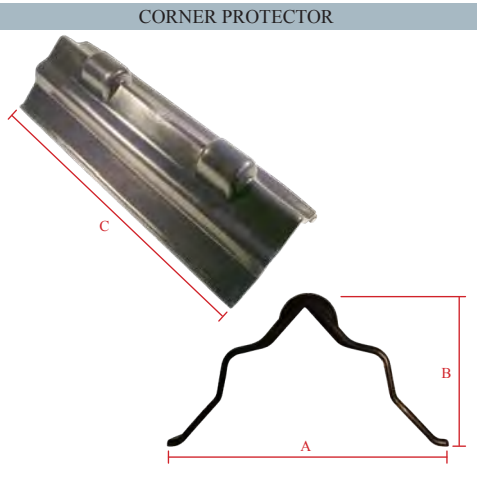
PART NUMBER	
06-CC PC8003	
DESCRIPTION	
PROTECTOR, CARGO, CORNER/EDGE	
SIZE	A 4.75" B 3.5" C 5.25"
MATERIAL	
PLASTIC	



PART NUMBER	
06-CC PC8004	
DESCRIPTION	
PROTECTOR, CARGO, CORNER/EDGE	
SIZE	A 5.25" B 4" C 5.25"
MATERIAL	
PLASTIC	



PART NUMBER	
06-CC PC8005	
DESCRIPTION	
PROTECTOR, CARGO, CORNER/EDGE	
SIZE	A 8.5" B 5.25" C 5.75"
MATERIAL	
PLASTIC	



PART NUMBER	
06-CC PC8006	
DESCRIPTION	
PROTECTOR, CARGO, CORNER/EDGE	
SIZE	A 5" B 3.0625" C 11.75"
MATERIAL	
PLASTIC	



WARNING

The tie down design factor is based on destructive, laboratory controlled testing conditions, which will not be exactly duplicated during actual loading conditions. Never load any tie down in excess of its working load limit (WLL).

Tools


PART NUMBER	DESCRIPTION	PART NUMBER	DESCRIPTION
 <p>DIESPUR0SS-HAND DIESPUR1SS-HAND DIESPUR2SS-HAND DIESPUR3SS-HAND DIESPUR4SS-HAND DIESPUR5SS-HAND</p>	Hand setting dies for stainless steel grommets w/spur washers & self piercing stainless steel rolled rim w/spur	 <p>DIESHDSPUR0GR-HAND DIESHDSPUR1GR-HAND DIESHDSPUR2GR-HAND DIESHDSPUR3GR-HAND DIESHDSPUR4GR-HAND</p>	Hand setting dies for brass rolled rim grommets w/spur washers
 <p>DIESPUR1-HAND DIESPUR2-HAND</p>	Hand setting dies for brass and brass nickel self-piercing rolled rim grommets w/spur washers	 <p>FAST-SET TOOL (TOOLSSHND)</p>	This tool sets One-Way-Lift® socket/washer, turn fastener eyelet/washer and SnapFast® product.FAST-SET tool also contains a turn fastener driver.
 <p>DIES4647HND</p>	Hand setting dies; machined, knurled and plated for 4647 series snaps	 <p>DIES4647HAK-LA (LONG PUNCH)</p>	3" Disposable hand setting dies for 4647 series snaps
 <p>TOOLAT6 LDDRIVER</p>	Driver for AT F-6CDS/AT S-6CD-S-12S/AT S-6M-S-7B Driver for One-Way-Lift® screwstuds	 <p>ADAPPHIL BIT2x2PHIL</p>	Adapter for Phillips recess in screwstuds. Minimizes gouging and stripping
 <p>TOOLAT15</p>	Cutter for AT15M stud	 <p>TOOLAT10MH</p>	Cutter for AT10M four prong stud
 <p>TOOLAT2BH TOOLLDH</p>	Cutter for 4 prong socket and washer for turn fastener Cutter for LDBN16205 and LDBN16206	 <p>TOOLSNPFST</p>	Cutting tool for SnapFast® stainless steel pronged caps, SNPFSTA and SNPFSTLA.
 <p>KWIKFITKIT</p>	Tool for precise placement of snap	 <p>XX SCXX</p>	HOG RING PLIERS Tool for hog ring part numbers: HR58,HR34,HR78,HR1 Tool for hog part numbers: HR38,HR12
 <p>TOOLSNPDRG</p>	Tool provides additional leverage for stretching canvas and fastening One-Way-Lift® fasteners		

TOOLS • DIES

• Denotes non-stock items which may have minimum purchase requirements.

Plier-Action Hole Cutters



These C.S. Osborne tools are designed for manufacturers and fabricators providing consistent high quality die cut holes for turn fasteners and One-Way-Lift® locking fasteners. Both pliers can easily cut most industrial fabrics significantly reducing production time.



TURN FASTENER

PART NUMBER
08-CSOT-4100
 HOLE PATTERN TO

These pliers are compatible with the fasteners located on pg. 7



ONE-WAY-LIFT®


PART NUMBER
08-CSOT-4000
 HOLE PATTERN TO

These pliers are compatible with the fasteners located on pg. 8



TOOLS • DIES

Cutter Chart For Grommets And Vents



CUTTERS	
DESCRIPTION	PART NUMBER
GRMWSPUR0SS, BNNET12WP, BGNET12WP, BNNET12, BGNET12, GRMSMOB	CUTRGRM14
GRMWSPUR1SS, BNNET58WP, BGNET58WP, BNNET58, BGNET58, GRMSM1B, GRM 0GR-BBR	CUTRGRM516
GRMWSPUR2SS, BNNET34WP, BGNET34WP, BNNET34, BGNET34, GRMSM2B, GRM 1GR-BBR	CUTRGRM38
GRMWSPUR3SS, GRMWSH250WPL, GRMSM3B, GRM 2GR-BBR	CUTRGRM716
GRMWSPUR4SS, BNNET1WP, BGNET1WP, BNNET1, BGNET1, VENTWS34BN, VENTWS34B, GRMWSH280WPL, GRMSM4B, GRM 3GR-BBR	CUTRGRM12
GRMWSPUR5SS, VENTWS1BN, VENTWS1B, GRM 4GR-BBR	CUTRGRM58

Cutter Chart For Buttons



SIZE • DESCRIPTION	PART NUMBER	
	Short Cutter	Long Cutter
#22 w/1" DIAMETER	CUTR22SHT	CUTR22LNG
#30 w/1.2" DIAMETER	CUTR30SHT	CUTR30LNG
#36 w/1.4" DIAMETER	CUTR36SHT	CUTR36LNG
#45 w/1.7" DIAMETER	CUTR45SHT	CUTR45LNG

Other sizes available upon request.



SETTING MACHINES

PART NUMBER

PRES-N-SNAP



Pres-N-Snap offers on-the-job attachment for snap fasteners, rivets, One-Way-Lift® fasteners, and self-piercing grommets in sizes #0-#2. We stock all replacement parts for this tool.

PART NUMBER

PM5 (MACHPM5SNP)



The PM5 machine is an industry standard bench-mounted machine. It is made of tough ductile iron and has a deep throat with a longer padded handle. This machine uses standard 3/8" diameter shank dies that set self-piercing grommets up to size 300 (#4), and snap fasteners in one motion, swiftly and efficiently. Dies interchange with those used on the PM10 and YM450.

Throat depth: 4-3/4".

PM5AL (MACHPM5AL)



This durable PM5 machine is made of aluminum and can be used either bench-mounted or free-standing. It is heat-treated to T-6 for added strength for setting snap fasteners or our self-piercing grommets, up to size 300, (#4).

Throat depth: 4-1/4".

PART NUMBER

PM10 (MACHPM10SN)



Fasnap's PM10 bench-mounted machine is a large scale, heavy-duty version of the PM5 snap machine. It provides the leverage to set larger size grommets. Dies interchange with those used on the PM5 and YM450 machines.

Throat depth: 4-3/8".

PM40 (MACHPM40)



The PM40 is a bench-mounted, deep throat machine that has a shelf containing the lower die. The shelf allows the operator to attach fasteners to areas that are inaccessible with a standard industry bench press. For example, closed-end products like tool belts, gloves, or pockets. The dies used interchange with those used in the PM1 machine.

Throat depth: 5-1/8".

PART NUMBER

MACH SAP-02-SDS-BM • BENCH MOUNT
MACH SAP-02-SDS-RP • ROLLING PLATFORM



Fasnap's pneumatic foot press machine offers an economical and convenient means of fastener attachment. The machine sets snap fasteners, rivets and grommets up to size #3 and use the same dies as the standard PM5 bench-mounted machine. Throat depth 4".

Measurements without pedestal:

- 25" high
- 7.5" wide at the bottom base
- 9" wide at the top by sensor
- 12" deep at the base
- 10" deep at the top

Laser light for setting accuracy included.



110V Electric Power: min. 75 psi. - max. 145 psi. Compatible with any small air compressor.

PART NUMBER

MACH SAP-02-SDS-38



Fasnap's pneumatic foot press machine offers an economical and convenient means of fastener attachment. The machine sets snap fasteners, rivets and grommets up to size #3 and use the same dies as the standard PM5 bench-mounted machine. Throat depth 4".

Measurements without pedestal:

- 18 3/4" high
- 7.5" wide at the bottom base
- 9" wide at the top by sensor
- 12" deep at the base
- 4 1/2" deep at the top

Laser light for setting accuracy included.



110V Electric Power: min. 75 psi. - max. 145 psi. Compatible with any small air compressor.

PART NUMBER

MACH SAP-L-02-SDS-104 (STAND-UP VERSION)



Fasnap's pneumatic foot press machine offers an economical and convenient means of fastener attachment. The machine sets snap fasteners, rivets and grommets up to size #3 and use the same dies as the standard PM5 bench-mounted machine. Throat depth 4".

Measurements without pedestal:

- 18 3/4" high
- 7.5" wide at the bottom base
- 9" wide at the top by sensor
- 12" deep at the base
- 4 1/2" deep at the top

Laser light for setting accuracy included.



110V Electric Power: min. 75 psi. - max. 145 psi. Compatible with any small air compressor.

PART NUMBER

MACH SAP-HD-02-SDS-38 (HEAVY-DUTY)



Fasnap's pneumatic foot press machine offers an economical and convenient means of fastener attachment. The machine sets snap fasteners, rivets and grommets up to size #5 and use the same dies as the standard PM5 bench-mounted machine. Throat depth 6".

Measurements:

- 22 3/4" high
- 11" wide at the bottom base
- 12" deep at the base
- 7" deep at the top

Laser light for setting accuracy included.



110V Electric Power: min. 75 psi. - max. 145 psi. Compatible with any small air compressor.

PART NUMBER

3P6




At only 22 pounds, 17" tall, 4" wide and 11" deep, this powerful compact press is capable of punching a hole in a wide range of industrial fabrics and setting for grommet and washer, all in a single cycle. The 3P5 is available for grommets up to size #4, plain and rolled rim.

The 3P5 is designed to be portable or bench mounted. Several alternative configurations allow the 3P6 to be used in the most productive manner:

- Pedestal Stand with optional foot pedal.
- Mobile Base for floor work.
- Tool Rack with Storage Bins.

PART NUMBER

3P6-X



At only 45 pounds, 17 1/2" tall, 4 1/2" wide and 14" deep, this heavy-duty compact press is capable of punching a hole in a wide range of industrial fabrics and setting for grommet and washer, all in a single cycle. The 3P6-X is available for grommets larger than #4, plain and rolled rim. This model comes with an adaptor to set smaller sized grommets.

The 3P6-X is designed to be portable or bench mounted. Several alternative configurations allow the 3P6-X to be used in the most productive manner:

- Pedestal Stand with optional foot pedal.
- Mobile Base for floor work.
- Tool Rack with Storage Bins.

PART NUMBER

GE-722



The Fasnap[®] semi-automatic fastener machine is designed to provide speed, consistency, and durability for mid to large production runs of various sizes of metal snap fasteners, rivets, and grommets. This equipment is designed to autonomically feed one of two fastening components while the other is manually loaded. This machine has an adjustable table guide for setting accuracy. The GE-722 is mounted on a heavy-duty machine stand.

Throat depth: 5"

- Weight: Approx 217 lb.
- Motor: 1/4 hp. - 110 volt



PART NUMBER

MAC3000



Fully-Automatic attaching machine model MAC 3000 attaches a wide range of fasteners accommodating industrial and apparel applications.

Technical Parameters:

- Drive Mode: Servo Motor
- Max. Power: .75kw
- Voltage: 220v or 110v
- Speed: 200 cycles/min.
- Throat depth: 4.13"
- Operation Height: 34.64"
- Weight: 242.5lbs

PART NUMBER

MACH 3PGW



Fasnap® offers Edward Segal's fully automatic 3PGW. Pneumatics and a powerful lever mechanism produce sufficient force to set grommets in a wide range of fabrics, including certain webbing materials. This machine offers maximum flexibility, it is available with several configurations, including an optional mobile pedestal stand for port-ability.

Dimensions:

- Bench Space: 31" W x 22" D x 36" H
- On Stand: 31" W x 22" D x 67" H

Weight / Crated:


- Bench: 80 / 100 lbs.
- On Stand: 180 / 250 lbs.

Working Height:

- Bench: 3"
- On Stand: 41"


Electrical: None

- Air: 90-100psi; 5-6 cfm



PART NUMBER

08-ASM2



The Fasnap® automatic fastener machine is designed to provide speed, consistency, and durability for large production runs of various sizes of metal and plastic snap fasteners. This machine has an adjustable working table with laser light for setting accuracy. The 08-ASM2 is mounted on a heavy-duty machine stand. Production capacity ranges from 1,875 to 2,500 sets per hour.

Throat depth: 2.36"

- Weight: Approx 200 lb.
- Motor: 1/4 hp. - 60 cycle - 110 volt

PART NUMBER

92GW




Fasnap® offers Edward Segal's fully automatic and semi-automatic grommeting equipment. Model 92GW is a fully automatic grommet machine capable of feeding and setting sheet metal grommets and neck washers or rolled rim grommets and spur washers sizes #0 through #5. The machine is fly-wheel powered and cam-actuated to ensure consistent settings. It weighs approximately 850 pounds, and is mounted on a heavy-duty machine stand.

Throat depth: 1.625"

PART NUMBER

APM3000 (MACHAPM3000)



The Fasnap® APM 3000 automatic fastener machine is designed to provide speed, consistency, and durability for large production runs of various sizes of metal snap fasteners. The APM 3000 features a state-of-the-art two-stage mechanical clutching system. This machine is also available with a deep throat.

Throat depth: 2.25"



DIES

Fasnap® offers both standard and custom solutions that economically resolve assembly requirements. We can satisfy customer demands with an extensive inventory of dies that fit most machines.



PRES-N-SNAP

PM5, PM10, PM20,
MACH SAP-02-SDS-38
Upper Die:
3/8" Dia. Shank
Lower Die:
3/8" Dia. Shank

DESCRIPTION	PART NUMBER	
SNAP DIES		
Snap Dies set (cap, socket, stud, eyelet)	PNSDIE4647	DIES4647
Cap Standard/Long Post 4647AR/LAR, 7047AR/LAR	PNSDIE46AR	DIE4647AR
Cap Reverse Die 4647, 7047AR/LAR		DIE4647ARV
Socket 4647B	PNSDIE46B	DIE4647B
Stud 4647C, 7047C	PNSDIE46C	DIE4647C
Low Base Stud 4647SC		DIE4647SC
Flangeless Stud 4647FLC		DIE4647FLC
Gypsy Stud P232	PNSDIEP232	DIEP232NB
Eyelet 4647D, 7047D	PNSDIE46D	DIE4647D
Alternative Steel 4pc set 7050 (cap, socket, stud, eyelet)		DIES7050P5
Alternative Steel Cap 7050		DIE7050A
Alternative Steel Socket 7050		DIE7050B
Carpet Fastener 10123		DIE10123
Carpet Fastener 10222		DIE10222
BABY SNAP DIES		
Baby Snap Dies 4pc set (cap, socket, stud, eyelet)	PNSDIE7201	DIESD7201
Baby Snap Cap 7201A13	PNSDIE72A	DIED7201A13
Baby Snap Socket 7201B	PNSDIE72B	DIED7201B
Baby Snap Hard Action Stud 7201SC	PNSDIE72SC	DIED7201SC
Baby Snap Eyelet 7201D	PNSDIE72D	DIED7201D
PLASTIC SNAP DIES		
Light-Duty Plastic P3A Cap Die		DIEP3A
Light-Duty Plastic P3B Socket		DIEP3B
Light-Duty Plastic P3C Stud		DIEP3C
Medium-Duty Plastic P6A20 Cap		DIEP6A20
Medium-Duty Plastic P6A24 Cap		DIEP6A24
Medium-Duty Plastic P6B Socket		DIEP6B
Medium-Duty Plastic P6C Stud		DIEP6C
Heavy-Duty Plastic P7A Cap		DIEP7A
Heavy-Duty Plastic P7B Socket		DIEP7B
Heavy-Duty Plastic P7C Stud		DIEP7C
EXTRA LARGE SNAP DIES		
Extra Large Snap Dies 4pc Set		DIES789
Extra Large Cap		DIE789AR
Extra Large Socket		DIE789B
Extra Large Stud		DIE789C
Extra Large Eyelet		DIE789D



• Denotes non-stock items which may have minimum purchase requirements.



PRES-N-SNAP

PM5, PM10, PM20,
MACH SAP-02-SDS-38
Upper Die: 3/8" Dia. Shank
Lower Die: 3/8" Dia. Shank

MULTI-DUTY
DIES

DESCRIPTION

PART NUMBER

PARALLEL SPRING SNAP DIES

Parallel Spring Dies 20 ligne 4pc Set (cap, socket, stud, eyelet)	DIESPS620PM5	
Parallel Spring Dies 24 ligne 4pc Set (cap, socket, stud, eyelet)	DIESPS624PM5	
Parallel Spring Cap, 20 ligne	DIEPS6HA20PM5	
Parallel Spring Cap, 24 ligne	DIEPS6HA24PM5	
Parallel Spring Cap, 18 ligne	DIEPS3HA11PM5	
Parallel Spring Socket, 18 ligne	DIEPS2HB	
Parallel Spring Stud, 18 ligne	DIEPS3HC	
Parallel Spring Eyelet, 18 ligne	DIEPS4HD	

SELF-PIERCING GROMMET DIES

210 Grommets 2pc Set	PNSDIES210	DIES210PM5	DIES210SM
210 Grommets 2pc Set - Stainless Steel	PNSDIES210	DIES210PM5	
230 Grommets 2pc Set	PNSDIES230	DIES230PM5	DIES230SM
230 Grommets 2pc Set - Stainless Steel	PNSDIES230	DIES230PM5	
250 Grommets 2pc Set	PNSDIES250	DIES250PM5	DIES250SM
250 Grommets 2pc Set - Stainless Steel	PNSDIES250	DIES250PM5SS	
280 Grommets 2pc Set		DIES280PM5	DIES280SM
300 Grommets 2pc Set		DIES300PM5	DIES300SM
200 Eyelet/Grommet 2pc Set		DIES200SEPM5	
300 Eyelet/Grommet 2pc Set		DIES300SEPM5	
400 Eyelet/Grommet 2pc Set		DIES400SEPM5	
500 Eyelet/Grommet 2pc Set		DIES500SEPM5	
#0 Stainless Steel Spur 2pc Set		DIESPUR0SS-CF	DIESPUROSS-SM
#1 Stainless Steel Spur 2pc Set		DIESPUR1SS-CF	DIESPUR1SS-SM
#2 Stainless Steel Spur 2pc Set		DIESPUR2SS-CF	DIESPUR2SS-SM
#3 Stainless Steel Spur 2pc Set		DIESPUR3SS-CF	DIESPUR3SS-SM
#4 Stainless Steel Spur 2pc Set		DIESPUR4SS-CF	DIESPUR4SS-SM
#5 Stainless Steel Spur 2pc Set		DIESPUR5SS-CF	DIESPUR5SS-SM
#00 Brass Spur 2pc Set		DISSPUR00	
#0 Brass Spur 2pc Set		DISSPUR0	
#1 Brass Spur 2pc Set		DISSPUR1	
#2 Brass Spur 2pc Set		DISSPUR2	
#4 Brass Spur 2pc Set		DISSPUR4	

STANDARD GROMMET DIES

ROLLED RIM SHEET METAL

#0 Brass Spur Upper Die/ #0 Brass Sheet Metal Upper Die	DIE0GRR	DIE0GSM
#0 Brass Spur Lower Die/ #0 Brass Sheet Metal Lower Die	DIE0WS	DIE0WSM
#1 Brass Spur Upper Die/ #1 Brass Sheet Metal Upper Die	DIE1GRR	DIE1GSM
#1 Brass Spur Lower Die/ #1 Brass Sheet Metal Lower Die	DIE1WS	DIE1WSM
#2 Brass Spur Upper Die/ #2 Brass Sheet Metal Upper Die	DIE2GRR	DIE2GSM
#2 Brass Spur Lower Die/ #2 Brass Sheet Metal Lower Die	DIE2WS	DIE2WSM
#3 Brass Spur Upper Die/ #3 Brass Sheet Metal Upper Die	DIE3GRR	DIE3GSM
#3 Brass Spur Lower Die/ #3 Brass Sheet Metal Lower Die	DIE3WS	DIE3WSM
#4 Brass Spur Upper Die/ #4 Brass Sheet Metal Upper Die	DIE4GRR	DIE4GSM
#4 Brass Spur Lower Die/ #4 Brass Sheet Metal Lower Die	DIE4WS	DIE4WSM
#00 Sheet Metal/Plain Wshr Die-2pc Set		DIES00GSMW-HP
#0 Rolled Rim/Spur Wshr Die/ #0 Sheet Metal/Plain Wshr Die-2pc Set	DIES0GRWS-HP	DIES0SMW-HP
#1 Rolled Rim/Spur Wshr Die/ #1 Sheet Metal/Plain Wshr Die-2pc Set	DIES1GRWS-HP	DIES1SMW-HP
#2 Rolled Rim/Spur Wshr Die/ #2 Sheet Metal/Plain Wshr Die-2pc Set	DIES2GRWS-HP	DIES2SMW-HP
#3 Rolled Rim/Spur Wshr Die/ #3 Sheet Metal/Plain Wshr Die-2pc Set	DIES3GRWS-HP	DIES3SMW-HP
#4 Rolled Rim/Spur Wshr Die/ #4 Sheet Metal/Plain Wshr Die-2pc Set	DIE4GRWS-HP	DIES4SMW-HP
#2 Plastic Grommets-2pc Set	DIES250PLPM5	
#3 Plastic Grommets-2pc Set	DIES280PLPM5	
230 Top Die Replacement Jaw/O-ring/Spring	JAWS230	
250 Top Die Replacement Jaw/O-ring/Spring	JAWS250	
280 Top Die Replacement Jaw/O-ring/Spring	JAWS280	
300 Top Die Replacement Jaw/O-ring/Spring	JAWS300	

TOOLS • DIES



DIES

PRES-N-SNAP

PM5, PM10, PM20,
MACH SAP-02-SDS-38
Upper Die:
3/8" Dia. Shank
Lower Die:
3/8" Dia. Shank

DESCRIPTION

PART NUMBER

HOLE CUTTING DIES

2 Piece Cutting Die 3/32" Hole (Special Order-Minimum 6 Die Set Purchase Required)	PNSCUTR332PM5
2 Piece Cutting Die 1/8" Hole	PNSCUTR18PM5
2 Piece Cutting Die 5/32" Hole	PNSCUTR532PM5
2 Piece Cutting Die 3/16" Hole	PNSCUTR316PM5
2 Piece Cutting Die 1/4" Hole	PNSCUTR14PM5
2 Piece Cutting Die 5/16" Hole	PNSCUTR516PM5
2 Piece Cutting Die 3/8" Hole	PNSCUTR38PM5
2 Piece Cutting Die 7/16" Hole	PNSCUTR716PM5
2 Piece Cutting Die 1/2" Hole	PNSCUTR12PM5

DIRECTIONAL DIES

One-Way-Lift® 16205, 16206		DIELD16205
One-Way-Lift® 16506		DIELD16506
One-Way-Lift® 16349		DIELD16349
One-Way-Lift® 16501		DIELD16501
One-Way-Lift® 16358	PNSDIELD16358	DIELD16358
One-Way-Lift® 16509	PNSDIELD16509	DIELD16509
One-Way-Pull® Cap 18100		08-D-9758
One-Way-Pull® Socket 18201	PNSDIEPD18201	08-D-8059
One-Way-Pull® Stud 18303		08-D-9760
Turn Fastener AT2B 2pc set		DIESAT2B-CF
Turn Fastener AT2M 2pc set		DIESAT2M
Turn Fastener AT2MSS, Reverse, 2pc set		DIESAT2MSS-REV
SnapFast® 2pc set		DIESNPFST1

VENT DIES

1" Stamped Vent Die Set		DIESHBVENT1*
1/2" Waterproof and Net/Screen Vent Die Set		DIESVENT12
5/8" Waterproof and Net/Screen Vent Die Set		DIESVENT58
3/4" Waterproof and Net/Screen Vent Die Set		DIESVENT34
1" Waterproof Vent Die Set		DIESVENT1

RIVET DIES

Rivets SH910 2pc set		DISSH910
Rivets SH810 Magnetic 2pc set		DISSH810M
Rivets SH130 Magnetic 2pc set		DISSH130M
Rivets BN2942/BN406 2pc set		DIES406LL
6mm Self-Piercing Capped Rivet		DIE6MM
7mm Self-Piercing Capped Rivet		DIE7MM
8mm Self-Piercing Capped Rivet		DIE8MM
9mm Self-Piercing Capped Rivet-Stainless Steel	PNSDIES9MMSS	DIE9MMSS
10mm Self-Piercing Capped Rivet		DIE10MM
10mm Self-Piercing Capped Rivet-Stainless Steel	PNSDIES10MMSS	DIE10MMSS
12mm Self-Piercing Capped Rivet		DIE12MM
R-4 Washer-Stainless Steel		DIWWSHR4SS
R-5 Washer-Stainless Steel		DIWWSHR5SS
R-6 Washer		DIWWSHR6
R-9 Washer		DIWWSHR9
R-10 Washer		DIWWSHR10
3mm Washerless Rivet		DIE3X
4mm Washerless Rivet		DIE4X
11mm Rivet Cap and Stud Washer 2pc set		DIESRC11
12mm Rivet Cap and Stud Washer 2pc set		DIESRC12

*Must be set w/Handy Jr. Machine

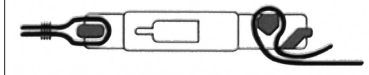
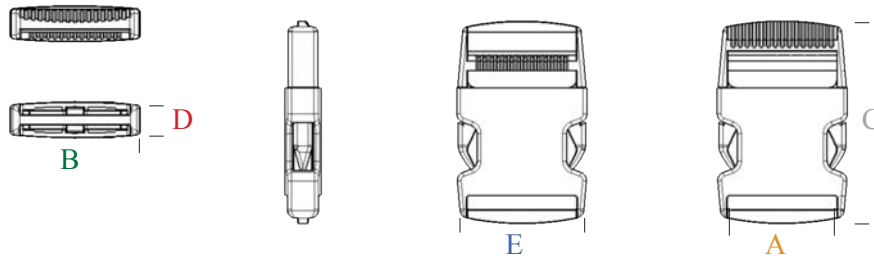


TOOLS • DIES

SINGLE SIDE RELEASE BUCKLES

Side release buckles offer quick release action along with webbing grip and adjustment. Many styles are available to enhance both appearance and function for numerous applications.

DIMENSIONS




WEBBING DIAGRAM

CAD drawings available by request.

CLASSIC

MATERIAL • POLYACETAL

IN.	MM	PART #	A	B	C	D	E
SIZE		PART NUMBER	METRIC				
5/8	16	BK 202-16	16.50	20.80	42.70	8.00	16.80
3/4	20	BK 202-20	19.46	24.72	52.43	9.78	19.92
1	25	BK 202-25*	26.36	33.16	62.60	9.45	25.80
1 1/4	32	BK 202-32	32.40	40.25	65.32	12.20	32.60
1 1/2	38	BK 202-38	39.67	46.60	72.31	12.88	39.00
2	51	BK 202-51	52.03	59.20	80.47	14.35	51.60



* Also available in white. *

CLASSIC • CAMBER

MATERIAL • POLYACETAL

IN.	MM	PART #	A	B	C	D	E
SIZE		PART NUMBER	METRIC				
3/4	20	BK 221-20	20.30	25.89	52.68	11.10	20.46
1	25	BK 221-25	26.40	32.20	62.54	12.83	26.00
1 1/2	38	BK 221-38	39.20	45.85	71.22	15.26	39.00
2	51	BK 221-51	52.00	58.54	80.49	16.61	51.70



CLASSIC • CONTOUR

MATERIAL • POLYACETAL

IN.	MM	PART #	A	B	C	D
SIZE		PART NUMBER	METRIC			
3/8	10	BK 208-10	11.00	15.54	33.90	8.39
3/8	10	BK 208-3-10	11.00	15.54	28.70	7.71
1/2	13	BK 208-13	13.00	17.41	43.50	12.32
5/8	16	BK 208-16	16.50	21.00	45.00	12.00
3/4	20	BK 208-20	19.60	25.00	52.50	12.46
1	25	BK 208-25	26.00	31.60	67.50	15.41
2	51	BK 207-51	52.50	68.87	85.90	17.00



HEAVY DUTY • CONTOUR

MATERIAL • POLYACETAL

IN.	MM	PART #	A	B	C	D	E
SIZE		PART NUMBER	METRIC				
5/8	16	BK 208-1-16	16.50	21.00	45.00	12.00	16.60
3/4	20	BK 208-1-20	19.60	25.00	52.50	12.46	19.60
1	25	BK 208-1-25	26.00	31.60	67.50	15.41	26.20
1 1/8	29	BK 208-1-29	29.00	41.35	63.70	17.03	28.90



EURO STYLE • CLASSIC

MATERIAL • POLYACETAL

IN.	MM	PART #	A	B	C	D	E
SIZE	PART NUMBER		METRIC				
3/4	20	BK 223-20	19.80	25.22	49.71	9.30	19.70
1	25	BK 223-25	25.70	33.20	64.32	11.79	25.90
1 1/4	32	BK 223-32	32.40	39.98	66.74	12.70	31.70
1 1/2	38	BK 223-38	38.75	46.40	71.00	14.00	38.56
2	51	BK 223-51	52.10	62.26	80.00	15.50	51.60



EURO STYLE • CLASSIC • HIGH STRENGTH

MATERIAL • POLYACETAL

IN.	MM	PART #	A	B	C	D
SIZE	PART NUMBER		METRIC			
1	25	BK 229-25	26.86	33.31	70.21	12.71



EURO STYLE • CAMBER

MATERIAL • POLYACETAL

IN.	MM	PART #	A	B	C	D	E
SIZE	PART NUMBER		METRIC				
1/2	13	BK 01A-13	13.30	18.90	36.60	7.37	13.30
3/4	20	BK 227-20	19.70	24.80	51.00	9.00	19.70
1	25	BK 227-25	25.80	33.30	61.70	11.30	25.80
1 1/2	38	BK 227-38	39.10	45.10	67.27	15.88	39.00
2	51	BK 227-51	51.60	59.10	79.20	19.11	51.36



EURO STYLE • WIDE • OVERSIZED • SQUARE

MATERIAL • POLYACETAL

IN.	MM	PART #	A	B	C	D	E
SIZE	PART NUMBER		METRIC				
3/4	20	BK 206-20	19.90	29.28	52.00	10.00	19.80
1	25	BK 206-25	26.20	36.40	60.80	12.00	25.80
1 1/4	32	BK 206-32 •	32.20	39.70	65.80	12.40	32.50
1 1/2	38	BK 206-38	39.80	51.50	79.20	17.50	38.80
2	51	BK 206-51	51.70	65.50	79.20	16.00	50.60
2	51	BK 206-1-51 •	51.70	63.50	84.10	15.00	63.50



CLASSIC EURO STYLE • TAPERED

MATERIAL • POLYACETAL

IN.	MM	PART #	A	B	C	E
SIZE	PART NUMBER		METRIC			
1 1/2	38	BK 220-38	39.60	50.00	75.30	39.80



EURO STYLE • SLIMLINE

MATERIAL • NYLON

IN.	MM	PART #	A	B	C	D	E
SIZE	PART NUMBER		METRIC				
1	25	BK 225-25	26.40	39.00	64.50	12.00	39.00
1 1/2	38	BK 225-38	38.69	54.87	80.39	15.14	38.69



• Denotes non-stock items which may have minimum purchase requirements.

SOFT TOUCH						
IN.	MM	PART #	A	B	C	D
SIZE		PART NUMBER	METRIC			
3/4	20	BK 206N-20 •	19.90	29.28	52.00	10.00
1	25	BK 206N-25 •	26.20	36.40	60.80	12.00
1	25	BK 206N-1-25	26.20	36.40	60.80	12.00
1 1/4	32	BK 206N-32 •	32.20	39.70	65.80	12.40
1 1/2	38	BK 206N-38 •	39.80	51.50	79.20	17.50
2	51	BK 206N-51 •	51.70	65.50	79.20	16.00

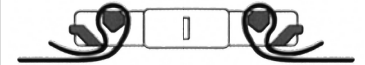
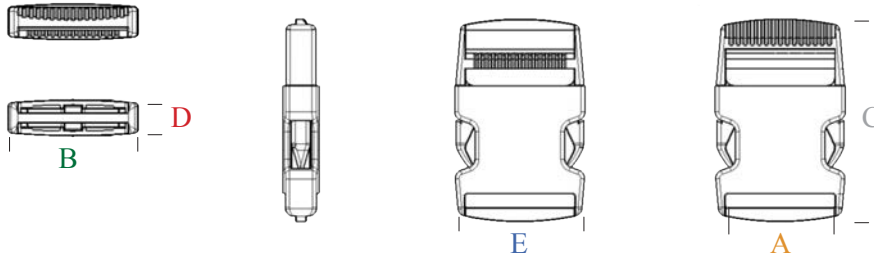
MATERIAL • NYLON



DUAL SIDE RELEASE BUCKLES

A variety of dual side release buckles are available to accommodate a wide range of applications and enhance product appearance and design.

DIMENSIONS



WEBBING DIAGRAM

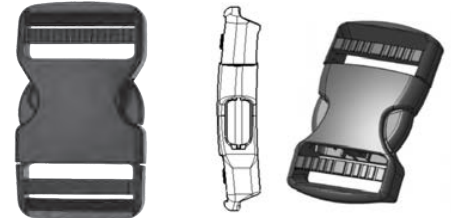
CLASSIC							
IN.	MM	PART #	A	B	C	D	E
SIZE		PART NUMBER	METRIC				
3/4	20	BK 210-20 •	19.86	24.78	57.59	9.80	20.22
1	25	BK 210-25	25.90	32.80	72.15	10.40	25.80
1 1/4	32	BK 210-32	32.20	40.12	72.94	11.90	32.60
1 1/2	38	BK 210-38	38.80	46.46	80.47	13.10	39.00
2	51	BK 210-51 •	51.20	59.24	89.95	14.55	51.60

MATERIAL • POLYACETAL



CLASSIC • CAMBER							
IN.	MM	PART #	A	B	C	D	E
SIZE		PART NUMBER	METRIC				
3/4	20	BK 222-20 •	20.10	25.89	58.54	10.83	20.46
1	25	BK 222-25	26.00	32.03	68.68	13.19	26.20
1 1/2	38	BK 222-38	39.20	45.85	78.05	15.26	39.00
2	51	BK 222-51 •	51.80	58.54	88.78	16.45	51.70

MATERIAL • POLYACETAL



EURO STYLE • CAMBER							
IN.	MM	PART #	A	B	C	D	E
SIZE		PART NUMBER	METRIC				
1 1/2	38	BK 228-38	39.10	45.11	75.20	15.88	39.00
2	51	BK 228-51	51.40	59.10	89.70	19.35	51.36

MATERIAL • POLYACETAL



CENTER RELEASE BUCKLES

A variety of specialty buckles are available to accommodate a wide range of applications and industries. Commonly used in the pet, industrial safety and lanyard industries.

CENTER RELEASE

IN.	MM	PART #	A	B	C	D	E
SIZE		PART NUMBER	METRIC				
1	25	BK 203-25	27.15	33.90	49.60	6.60	27.50
1 1/4	32	BK 203-32 •	32.75	40.55	60.85	6.40	32.75
1 1/2	38	BK 203-38 •	38.85	47.60	66.80	6.85	39.10

MATERIAL • POLYACETAL



CENTER RELEASE

IN.	MM	PART #	A	B	C	D
SIZE		PART NUMBER	METRIC			
1	25	BK 219-25	26.30	32.00	50.00	8.68
1 1/2	38	BK 219-38	39.00	46.20	57.20	10.87

MATERIAL • POLYACETAL



CENTER RELEASE

IN.	MM	PART #	A	B	C	D	E
SIZE		PART NUMBER	METRIC				
3/8	10	BK 211-10	10.70	14.50	25.80	6.80	14.50

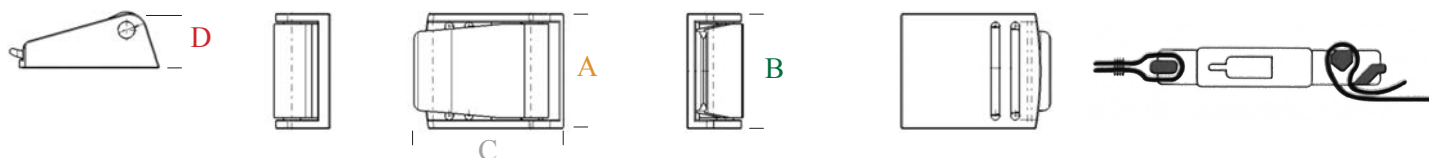
MATERIAL • POLYACETAL



CAM BUCKLES

Cam buckles offer one-handed secure grip adjustment and locking action that prevents unintentional webbing slippage.

DIMENSIONS



WEBBING DIAGRAM

CLASSIC

IN.	MM	PART #	A	B	C	D
SIZE		PART NUMBER	METRIC			
5/8	16	BK 505-16	15.00	20.50	28.23	10.80
3/4	20	BK 505-20	19.40	26.00	30.50	13.20
1	25	BK 505-25	24.50	31.80	36.30	13.90
1 1/4	32	BK 505-32 •	32.80	39.60	49.79	17.50
1 1/2	38	BK 505-38	39.50	46.50	60.30	22.00
2	51	BK 505-51	54.10	61.70	73.40	22.20

MATERIAL • POLYACETAL



MOUNTABLE

IN.	MM	PART #	A	B	C	D
SIZE		PART NUMBER	METRIC			
1	25	BK 505-1-25	25.70	31.70	36.00	6.80

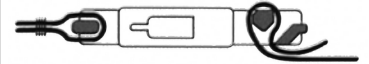
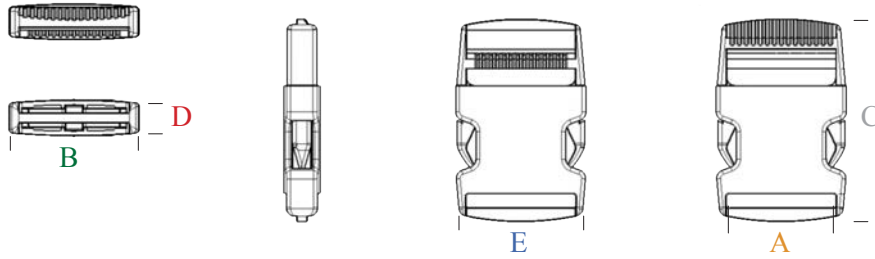
MATERIAL • POLYACETAL



• Denotes non-stock items which may have minimum purchase requirements.

SAFETY BUCKLES

DIMENSIONS




WEBBING DIAGRAM

PET LOCK

MATERIAL • POLYACETAL

IN.	MM	PART #	A	B	C	D	E
SIZE		PART NUMBER	METRIC				
3/8	10	BK 212-10	10.40	17.80	25.79	5.90	17.80



QUICK RELEASE • ADJUSTABLE

MATERIAL • POLYACETAL

IN.	MM	PART #	A	B	C	D	E
SIZE		PART NUMBER	METRIC				
1	25	BK 201-25	25.90	36.11	54.25	9.00	25.50
1 1/4	32	BK 201-32	32.30	39.31	65.00	11.00	32.00
1 1/2	38	BK 201-38	39.20	48.10	73.85	14.20	48.10



REFLECTOR

MATERIAL • POLYACETAL / NYLON

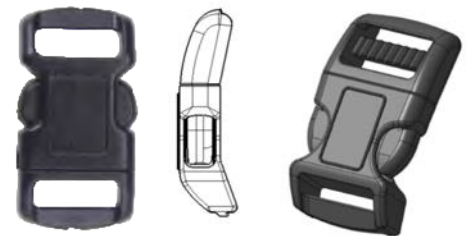
IN.	MM	PART #	A	B	C	D	E
SIZE		PART NUMBER	METRIC				
1	25	BK 205-25	26.36	33.16	62.60	12.40	33.16
1	25	BK 205N-1-25	26.20	36.40	60.80	14.10	36.40



BREAKAWAY • CONTOUR

MATERIAL • POLYACETAL

IN.	MM	PART #	A	B	C	D	E
SIZE		PART NUMBER	METRIC				
3/8	10	BK 208-2-10	11.00	15.54	28.70	7.71	5.30



CENTER RELEASE • BREAKAWAY

MATERIAL • POLYACETAL

IN.	MM	PART #	A	B	C	D	E
SIZE		PART NUMBER	METRIC				
5/8	16	BK 213-16	16.80	21.20	24.70	4.19	17.10
3/4	20	BK 213-20	19.60	23.80	28.50	4.80	19.60
1	25	BK 213-25	26.00	31.50	29.50	6.00	26.00
3/4	19	BK 213-2-19	19.00	23.20	25.15	4.19	19.00
1	25	BK 213-1-25	26.20	31.80	47.50	7.30	26.20



ADJUSTABLE

ADJUSTABLE

CENTER RELEASE • BREAKAWAY

IN.	MM	PART #	A	B	C	D	E
SIZE		PART NUMBER	METRIC				
1	25	BK-214-25 •	25.30	33.00	52.85	5.10	25.20
1	25	BK 214-1-25 •	26.00	32.00	32.40	4.50	26.00
1	25	BK 214-2-25 •	26.00	32.00	44.70	4.20	26.00


MATERIAL • POLYACETAL



LANYARD • BREAKAWAY

IN.	MM	PART #	A	B	C	D
SIZE		PART NUMBER	METRIC			
11/32	8.5	BK 663-8.5 •	3.80	10.20	28.20	4.00

MATERIAL • POLYACETAL



LANYARD • BREAKAWAY

IN.	MM	PART #	A	B	C	D
SIZE		PART NUMBER	METRIC			
9/16	10	BK 670-10 •	9.10	13.20	33.55	5.2
3/8	15	BK 670-15	9.20	10.20	28.20	4.00

MATERIAL • POLYACETAL



SAFETY • CAMBER

IN.	MM	PART #	A	B	C	D
SIZE		PART NUMBER	METRIC			
3/8	10	BK 674-10 •	10.70	15.60	32.00	8.65
5/8	16	BK 675-16 •	16.32	23.01	52.02	9.75
3/4	20	BK 676-20 •	19.48	26.22	52.03	9.89

MATERIAL • POLYACETAL

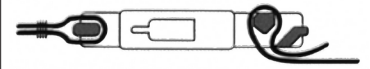
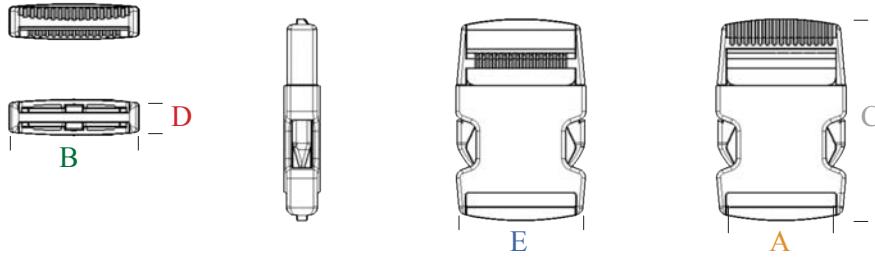


• Denotes non-stock items which may have minimum purchase requirements.

SPECIALTY SIDE RELEASE BUCKLES

Side release buckles offer quick release action along with webbing grip and adjustment. Many styles are available to enhance both appearance and function for numerous applications.

DIMENSIONS

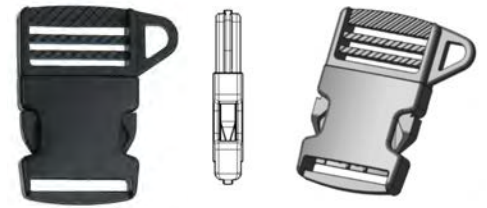


WEBBING DIAGRAM

SIDE LOOP

MATERIAL • POLYACETAL

IN.	MM	PART #	A	B	C	D	E
SIZE		PART NUMBER	METRIC				
1 1/2	38	BK 226-38	39.00	62.80	76.06	12.88	62.80



KEY • LOCK

MATERIAL • POLYACETAL

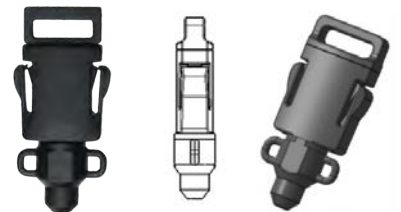
IN.	MM	PART #	A	B	C	D	E
SIZE		PART NUMBER	METRIC				
2	51	BK 224-51	52.70	63.10	79.20	16.50	52.50



QUICK CORD RELEASE

MATERIAL • POLYACETAL

IN.	MM	PART #	A	B	C	D
SIZE		PART NUMBER	METRIC			
7/16	10	BK 622-10	10.20	13.40	34.85	3.70



STANDARD

MATERIAL • POLYACETAL

IN.	MM	PART #	A	B	C	D	E
SIZE		PART NUMBER	METRIC				
7/16	10	BK 625-10	7.90	13.50	24.80	6.30	11.00



MOUNTABLE • SIDE RELEASE							
IN.	MM	PART #	A	B	C	D	E
SIZE		PART NUMBER	METRIC				
1	25	BK 209-25	26.36	33.16	68.05	13.60	5.30




MOUNTABLE • CENTER RELEASE						
IN.	MM	PART #	A	B	C	D
SIZE		PART NUMBER	METRIC			
1	25	BK 215-25	4.80	26.31	47.80	13.57




MOUNTABLE • CENTER RELEASE						
IN.	MM	PART #	A	B	C	D
SIZE		PART NUMBER	METRIC			
7/16	11	BK 216-11 •	15.40	26.10	37.80	13.15
7/16	11	BK 216-1-11 •	15.40	52.00	44.00	9.65



QUICK RELEASE						
IN.	MM	PART #	A	B	C	D
SIZE		PART NUMBER	METRIC			
7/16	10	BK 662-10	8.80	13.00	25.29	13.00



ABS • NICKEL PLATING						
IN.	MM	PART #	A	B	C	D
SIZE		PART NUMBER	METRIC			
1	25	BK 206A-25	26.20	36.40	60.80	12.00



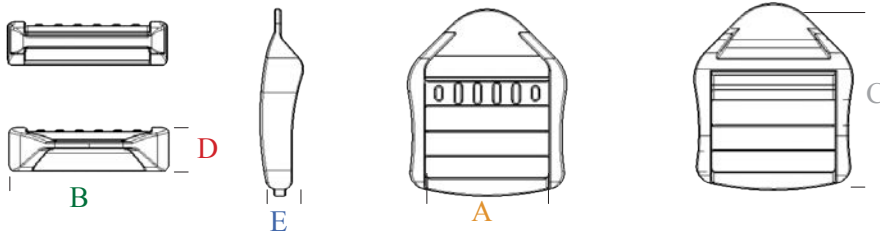
VALUE ADDED SERVICES

- Custom Packaging
- Upholstery Button Supplies and Equipment
- Fastener Attachment
- Sewn Assembly
- Sonic Welding
- Cut-To-Length Services

LADDER LOCKS

Ladder lock buckles minimize slippage of webbing and provide for easy release or tightening adjustments with one hand.

DIMENSIONS



WEBBING DIAGRAM

CLASSIC

MATERIAL • POLYACETAL

IN.	MM	PART #	A	B	C	D	E
SIZE		PART NUMBER	METRIC				
5/8	16	LL 503-16	16.80	21.20	33.00	6.60	6.60
3/4	20	LL 503-20	20.00	25.80	39.00	6.80	2.60
1	25	LL 503-25	26.00	30.76	38.78	7.02	7.02
1 1/4	32	LL 503-32 •	32.55	38.70	43.30	8.10	8.10
1 1/2	38	LL 503-38	39.00	45.50	50.50	8.40	8.40



EURO STYLE

MATERIAL • POLYACETAL

IN.	MM	PART #	A	B	C	D	E
SIZE		PART NUMBER	METRIC				
5/8	16	LL 503-1-16	15.95	21.24	31.15	8.00	8.00
3/4	20	LL 503-1-20	19.60	26.20	34.70	8.27	8.27
1	25	LL 503-1-25	26.20	33.66	35.06	9.24	9.24

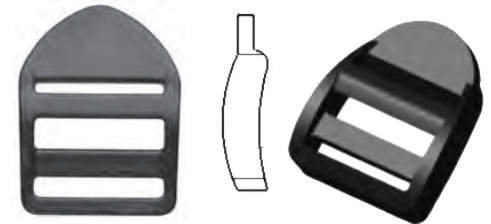


HEAVY DUTY

MATERIAL • POLYACETAL

IN.	MM	PART #	A	B	C	D	E
SIZE		PART NUMBER	METRIC				
1	25	LL 501-25* •	24.80	33.48	49.80	9.77	2.80
1 1/2	38	LL 501-38	38.80	48.56	64.20	10.90	3.50
2	51	LL 501-51	51.90	65.90	78.42	24.81	25.00

* Also available in white. •



HEAVY DUTY • CONTOUR

MATERIAL • POLYACETAL

IN.	MM	PART #	A	B	C	D
SIZE		PART NUMBER	METRIC			
2	51	LL 517-51	52.17	63.95	65.65	12.70



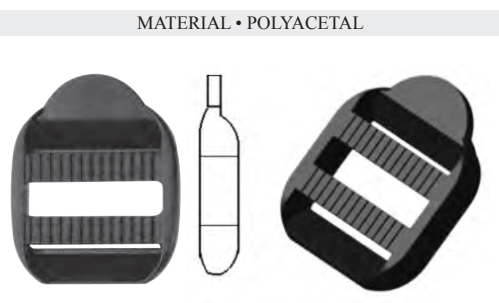
CONTOUR

MATERIAL • POLYACETAL

IN.	MM	PART #	A	B	C	D
SIZE		PART NUMBER	METRIC			
3/4	20	LL 516-20	20.50	27.80	31.97	10.60



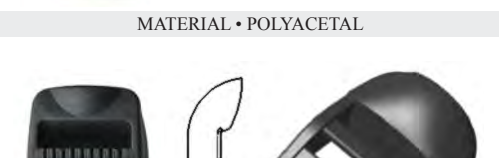
DUAL							
IN.	MM	PART #	A	B	C	D	E
SIZE		PART NUMBER	METRIC				
1	25	LL 501-1-25	26.20	33.00	40.29	7.80	2.63



STANDARD						
IN.	MM	PART #	A	B	C	D
SIZE		PART NUMBER	METRIC			
3/4	20	LL 504-20	19.60	26.00	35.89	13.67
1	25	LL 504-25	26.20	32.80	46.80	16.37



STANDARD						
IN.	MM	PART #	A	B	C	D
SIZE		PART NUMBER	METRIC			
3/4	20	LL 504-1-20	19.88	27.12	39.60	8.27



STANDARD						
IN.	MM	PART #	A	B	C	D
SIZE		PART NUMBER	METRIC			
1	25	LL 502-1-25	25.80	33.04	31.28	10.09



VALUE ADDED SERVICES


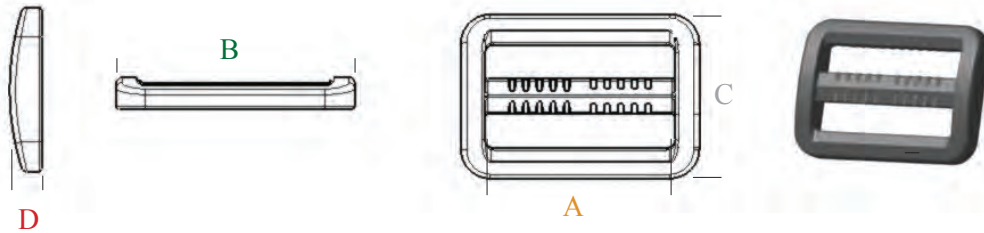
- Custom Packaging
- Upholstery Button Supplies and Equipment
- Fastener Attachment
- Sewn Assembly
- Sonic Welding
- Cut-To-Length Services



3-BAR SLIDES

3-bar slides secure loose webbing and also provide length adjustment on strap assemblies. Available in a variety of sizes and styles for varying applications and webbing sizes and thicknesses.

DIMENSIONS




WEBBING DIAGRAM

STANDARD

MATERIAL • POLYACETAL

IN.	MM	PART #	A	B	C	D
SIZE		PART NUMBER	METRIC			
5/8	16	SL 512-16	16.70	23.30	23.30	5.10
3/4	20	SL 512-20	20.00	26.50	24.00	5.30
1	25	SL 512-25	26.80	33.60	25.70	5.30
1 1/4	32	SL 512-32	32.10	40.20	27.60	5.40
1 1/2	38	SL 512-38	38.80	48.00	32.30	6.60
1 3/4	45	SL 512-45	45.40	54.90	32.80	6.60
2	51	SL 512-51	51.20	60.80	34.30	6.70



HEAVY DUTY

MATERIAL • POLYACETAL

IN.	MM	PART #	A	B	C	D
SIZE		PART NUMBER	METRIC			
5/8	16	SL 511-16	16.10	22.95	22.20	4.95
3/4	20	SL 511-20	20.00	27.40	23.40	5.35
1	25	SL 511-25	26.60	33.40	23.50	4.59
1 1/4	32	SL 511-32	32.30	41.00	27.50	4.80
1 1/2	38	SL 511-38	37.80	47.90	33.85	6.10
1 3/4	45	SL 511-45	45.50	55.40	35.08	6.10
2	51	SL 511-51	50.90	61.00	37.60	7.80



HEAVY DUTY

MATERIAL • POLYACETAL

IN.	MM	PART #	A	B	C	D
SIZE		PART NUMBER	METRIC			
1/2	13	SL 510-13	13.50	21.10	19.60	4.40
5/8	16	SL 510-16	16.40	23.40	23.70	4.20
3/4	20	SL 510-20	19.70	28.00	25.70	4.60
1	25	SL 510-25	26.20	34.80	32.00	5.00
1 1/2	32	SL 510-32	32.50	41.50	39.50	6.70
1 3/4	38	SL 510-38	38.60	47.55	39.20	6.60



SQUARE WIDE MOUTH

MATERIAL • POLYACETAL

IN.	MM	PART #	A	B	C	D
SIZE		PART NUMBER	METRIC			
5/8	16	SL 508-16	16.40	20.85	27.20	5.80
3/4	20	SL 508-20	19.90	26.50	30.45	6.10
1	25	SL 508-25	25.60	31.30	32.80	7.70



STANDARD						
IN.	MM	PART #	A	B	C	D
SIZE		PART NUMBER	METRIC			
7/16	10	SL 506-10	10.20	13.20	10.50	.80
1/2	13	SL 506-13	13.20	17.80	13.70	3.00
5/8	16	SL 506-16	16.30	21.10	17.50	2.20
1	25	SL 506-25	25.80	30.80	17.40	2.10

MATERIAL • POLYACETAL



SLIDE • SINGLE LOOP						
IN.	MM	PART #	A	B	C	D
SIZE		PART NUMBER	METRIC			
1	25	SL 514-25	16.70	23.30	23.30	5.10

MATERIAL • POLYACETAL



SLIDE • DOUBLE LOOP						
IN.	MM	PART #	A	B	C	D
SIZE		PART NUMBER	METRIC			
3/4	20	SL 513-20	20.80	43.20	27.00	3.30
1	25	SL 513-25	26.00	40.00	30.40	3.30

MATERIAL • POLYACETAL



SLIDE & KEEPER						
IN.	MM	PART #	A	B	C	D
SIZE		PART NUMBER	METRIC			
3/16	5	SL 507-5	5.50	8.50	22.00	5.50
7/16	11	SL 507-11	11.20	15.00	25.30	5.50

MATERIAL • POLYACETAL



STANDARD							
IN.	MM	PART #	A	B	C	D	E
SIZE		PART NUMBER	METRIC				
1	25	SL 515-25	26.80	32.91	30.00	7.00	18.20

MATERIAL • POLYACETAL



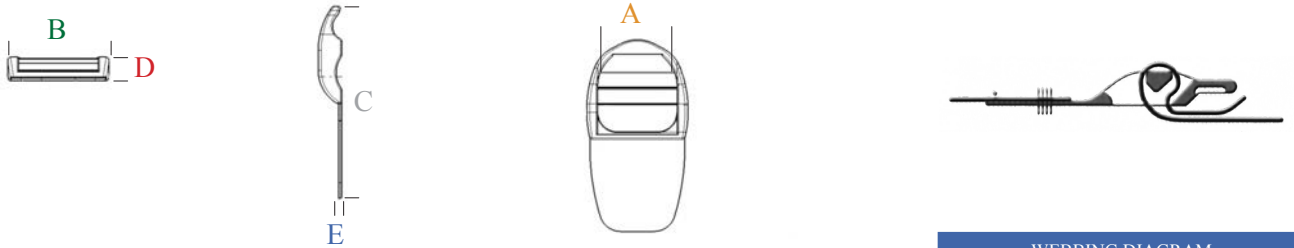
VALUE ADDED SERVICES

- Custom Packaging
- Upholstery Button Supplies and Equipment
- Fastener Attachment
- Sewn Assembly
- Sonic Welding
- Cut-To-Length Services

• Denotes non-stock items which may have minimum purchase requirements.

3-bar slides secure loose webbing and also provide length adjustment on strap assemblies. Available in a variety of sizes and styles for varying applications and webbing sizes and thicknesses.

DIMENSIONS



WEBBING DIAGRAM


SEWABLE							
IN.	MM	PART #	A	B	C	D	E
SIZE		PART NUMBER	METRIC				
3/4	20	LP 409-20	20.00	27.63	20.18	3.92	1.23
1	25	LP 409-25	29.00	38.60	20.79	2.74	1.02
1 3/4	45	LP 409-45	45.60	54.00	21.10	3.00	1.00



SEWABLE							
IN.	MM	PART #	A	B	C	D	E
SIZE		PART NUMBER	METRIC				
1	25	LL 407-25	26.00	33.20	62.60	7.70	1.00



FASNAP PRODUCTION CUT-TO-LENGTH



12
11
10
9
8
7
6
5
4
3
2
1
0

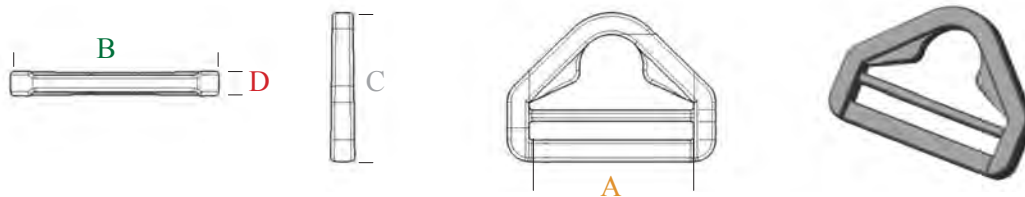
For applications requiring pre-cut webbing, shock cord, or hook and loop, save time, labor and hassle by having Fasnap's automated machinery do the job.

Our state-of-the-art cutting equipment can handle all your cutting needs, and is a cost effective alternative to manual cutting processes. For information about these value-added services or other customer services we offer, call a Fasnap® sales representative today.

6 ANGLE DOUBLE BAR RINGS

6-angle double bar rings prevent webbing from twisting and keeps webbing taut for a smoother appearance. The bar rings also help center weight and create a strong attaching point.

DIMENSIONS



OPEN						
IN.	MM	PART #	A	B	C	D
SIZE	PART NUMBER		METRIC			
3/4	20	LP 417-20	19.90	26.50	20.20	4.38
1	25	LP 417-25	26.80	34.60	27.20	4.76
1 1/4	32	LP 417-32	32.20	41.40	29.00	4.97
1 1/2	38	LP 417-38	38.70	48.90	34.80	5.68
2	51	LP 417-51	51.50	62.30	39.50	4.70

MATERIAL • POLYACETAL



CLOSED						
IN.	MM	PART #	A	B	C	D
SIZE	PART NUMBER		METRIC			
3/4	20	LP 418-20	20.00	27.60	26.60	5.07
1	25	LP 418-25	26.20	33.80	26.50	5.12
1 1/4	32	LP 418-32	32.50	42.30	30.50	5.94
1 1/2	38	LP 418-38	39.40	49.40	31.00	5.63
2	51	LP 418-51	52.40	62.60	38.00	5.94

MATERIAL • POLYACETAL



6-ANGLE						
IN.	MM	PART #	A	B	C	D
SIZE	PART NUMBER		METRIC			
1	25	LP 415-25	26.00	35.60	5.42	28.69
1 1/4	32	LP 415-32	32.00	43.00	5.63	30.30
1 1/2	38	LP 415-38	38.50	49.10	5.74	31.80

MATERIAL • POLYACETAL



DOUBLE BAR						
IN.	MM	PART #	A	B	C	D
SIZE	PART NUMBER		METRIC			
2	51	LP 416-51	52.00	62.26	34.80	6.16

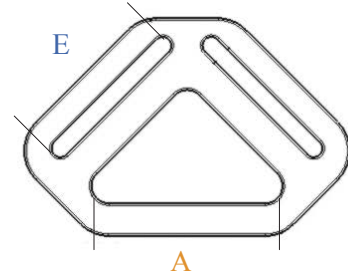
MATERIAL • POLYACETAL



STRAP DIVIDERS

Strap dividers provide a means of intersecting webbing from multiple angles.


DIMENSIONS



STRAP DIVIDER

MATERIAL • POLYACETAL

IN.	MM	PART #	A	B	C	D	E
SIZE		PART NUMBER	METRIC				
3/4	20	PD 713-1	44.00	75.00	50.00	2.20	37.40



STRAP DIVIDER

MATERIAL • POLYACETAL

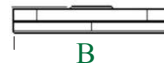
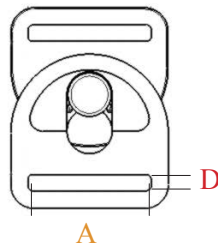
IN.	MM	PART #	A	B	C	D	E
SIZE		PART NUMBER	METRIC				
1 1/2	38	PD 713-2	38.00	44.38	25.00	5.60	18.46



GALLUSES

Galluses provide a means of attaching one another object or suspender to another object.

DIMENSIONS



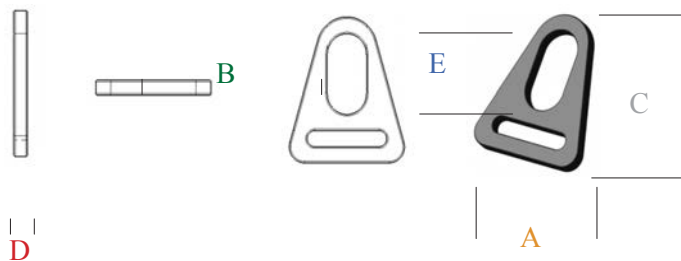
HOOK

MATERIAL • POLYACETAL

IN.	MM	PART #	A	B	C	D	E
SIZE		PART NUMBER	METRIC				
1	25	SH 307-25	29.00	40.00	37.20	4.50	3.60
1 1/2	38	SH 307-1-38	30.20	50.20	49.00	5.20	3.80



DIMENSIONS



STRAP DIVIDER

MATERIAL • POLYACETAL


IN.	MM	PART #	A	B	C	D	E
SIZE		PART NUMBER	METRIC				
1	25	LP 320	26.30	38.00	45.00	4.50	24.80



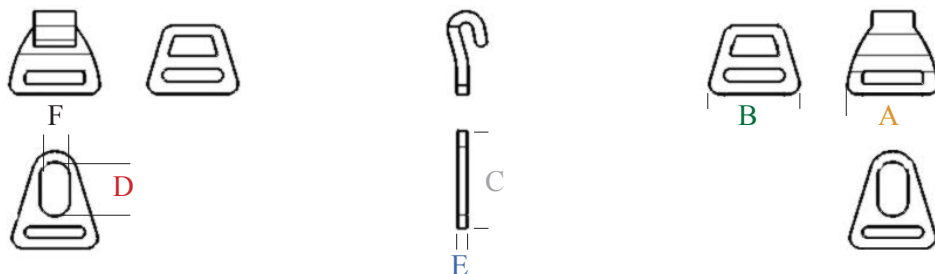
STRAP DIVIDER

MATERIAL • POLYACETAL

IN.	MM	PART #	A	B	C	D	E
SIZE		PART NUMBER	METRIC				
1 1/2	38	LP 321	38.80	48.80	45.00	4.30	24.60



DIMENSIONS



LOOP 3 PC SET

MATERIAL • POLYACETAL

IN.	MM	PART #	A	B	C	D	E	F
SIZE		PART NUMBER	METRIC					
1	25	LP 322	26.30	40.00	45.00	24.80	4.50	13.00



LOOP • HEAVY DUTY • 3 PC SET

MATERIAL • POLYACETAL

IN.	MM	PART #	A	B	C	D	E	F
SIZE		PART NUMBER	METRIC					
1 1/2	38	LP 323	38.80	54.00	45.00	24.60	4.30	13.00

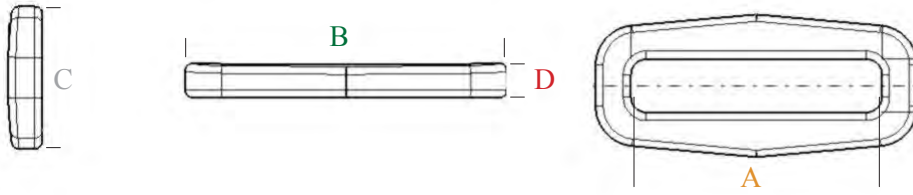


• Denotes non-stock items which may have minimum purchase requirements.

LOOPS

Loops join two pieces of webbing together and are ideal for non-adjustment applications.

DIMENSIONS



STANDARD

MATERIAL • POLYACETAL

IN.	MM	PART #	A	B	C	D
SIZE		PART NUMBER	METRIC			
5/8	16	LP 419-16	16.30	23.30	14.39	3.72
3/4	20	LP 419-20	19.80	26.60	14.79	4.40
1	25	LP 419-25	26.40	34.40	16.20	3.50
1 1/4	32	LP 419-32	32.70	41.90	18.50	4.45
1 1/4	38	LP 419-38	39.00	49.00	19.90	4.00
1 3/4	45	LP 419-45	45.00	54.60	20.20	4.00
2	51	LP 419-51	52.00	62.00	20.80	4.68



CLASSIC

MATERIAL • POLYACETAL

IN.	MM	PART #	A	B	C	D
SIZE		PART NUMBER	METRIC			
3/4	20	LP 420-20	20.36	28.10	16.60	5.60
1	25	LP 420-25	27.00	36.00	19.50	5.50
1 1/4	32	LP 420-32	32.80	42.00	19.99	6.00
1 1/4	32	LP 420-1-32	32.00	41.00	23.90	4.00
1 1/2	38	LP 420-38	38.80	48.00	19.50	6.00
2	51	LP 420-51	51.70	62.20	20.20	6.60



CLASSIC • WIDE MOUTH

MATERIAL • POLYACETAL

IN.	MM	PART #	A	B	C	D
SIZE		PART NUMBER	METRIC			
1	25	LP 422-25	26.10	34.50	22.60	6.00
1 1/4	32	LP 422-32	32.00	40.80	23.10	6.50
1 1/2	38	LP 422-38	39.00	48.60	24.40	6.40
2	51	LP 422-51	51.50	61.80	24.70	6.20



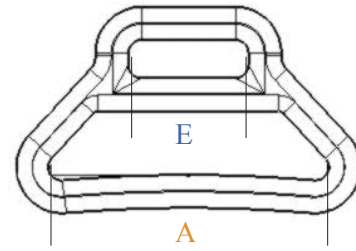
SQUARE • WIDE MOUTH

MATERIAL • POLYACETAL

IN.	MM	PART #	A	B	C	D
SIZE		PART NUMBER	METRIC			
1	25	LP 421-25	26.40	36.80	27.40	6.40
1 1/4	32	LP 421-32	32.60	43.00	27.20	6.40
1 1/2	38	LP 421-38	39.00	49.40	27.40	6.20
2	51	LP 421-51	51.80	62.20	27.20	6.20




DIMENSIONS



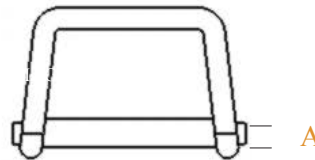

DOUBLE • LOOP

MATERIAL • POLYACETAL

IN.	MM	PART #	A	B	C	D	E
SIZE		PART NUMBER	METRIC				
1 1/2	38	LP 425-38	42.70	52.40	31.33	5.40	18.30



DIMENSIONS



WELDED PLASTIC PIN

MATERIAL • POLYACETAL

IN.	MM	PART #	A	B	C	D
SIZE		PART NUMBER	METRIC			
1 1/4	32	LP 404-32	5.20	42.40	4.00	7.19



HEAVY DUTY

MATERIAL • POLYACETAL

IN.	MM	PART #	A	B	C	D
SIZE		PART NUMBER	METRIC			
1	25	LP 401-25	26.00	35.50	28.50	3.20
1 1/2	38	LP 401-38	38.60	48.00	28.60	3.20
2	51	LP 401-51	51.40	50.50	29.20	3.20
2	51	LP 401-1-51	51.30	60.50	25.00	5.20

401Series



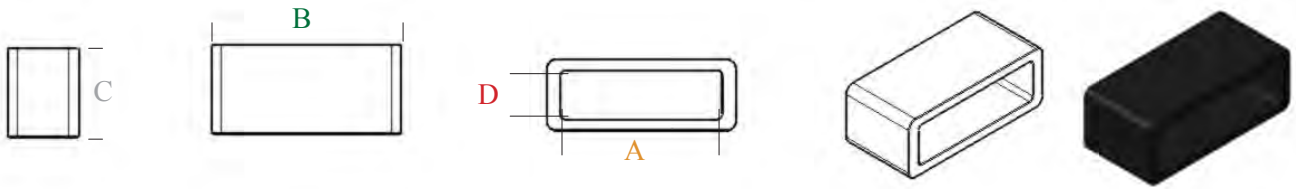
401-1-51



BELT LOOPS

Belt loops are used in conjunction with adjustable buckles, with the belt loop stays offering a means of securing the loose end of the webbing.

DIMENSIONS



ADJUSTER							MATERIAL • POLYACETAL
IN.	MM	PART #	A	B	C	D	
SIZE		PART NUMBER	METRIC				
5/8	16	LP 405-16	17.00	20.00	9.40	5.10	
3/4	20	LP 405-20	20.30	23.20	9.50	5.10	
1	25	LP 405-25	26.20	29.40	8.80	5.60	
1 1/4	32	LP 405-32	32.80	35.80	9.00	5.80	

HEAVY DUTY • ADJUSTER * KEEPER							MATERIAL • POLYACETAL
IN.	MM	PART #	A	B	C	D	
SIZE		PART NUMBER	METRIC				
5/8	16	LP 406-16	17.00	21.00	10.60	4.00	
3/4	20	LP 406-20	20.10	24.00	11.80	4.70	
1	25	LP 406-25	26.60	32.00	11.20	6.50	
1 1/2	38	LP 406-38	39.20	45.60	15.80	9.50	
1 1/2	38	LP 406-2-38	40.40	49.20	20.30	11.50	
2	51	LP 406-51	51.60	55.60	15.50	10.80	
2	51	LP 406-1-51	52.60	59.20	15.80	9.90	
2	51	LP 406-2-51	51.20	60.20	19.40	10.80	

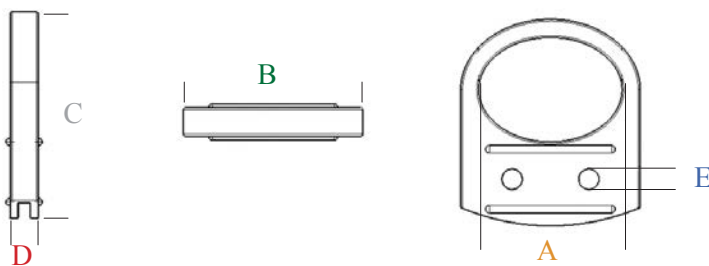
VALUE ADDED SERVICES



- Custom Packaging
- Upholstery Button Supplies and Equipment
- Fastener Attachment
- Sewn Assembly
- Sonic Welding
- Cut-To-Length Services

SPECIALTY LOOPS

DIMENSIONS



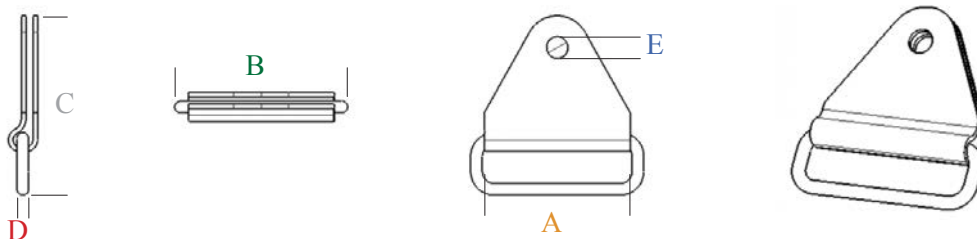
WEBBING END • O-RING

MATERIAL • NYLON

IN.	MM	PART #	A	B	C	D	E
SIZE		PART NUMBER	METRIC				
1 1/2	38	LP 426-38	35.50	44.50	51.00	7.00	5.00



DIMENSIONS



CHAFE TAB

MATERIAL • NYLON

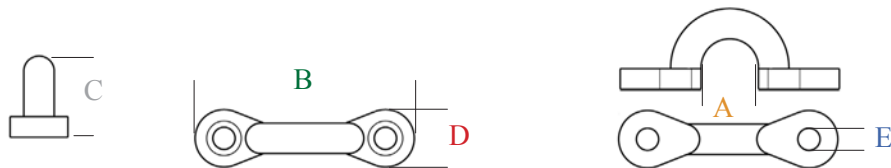
IN.	MM	PART #	A	B	C	D	E
SIZE		PART NUMBER	METRIC				
1	25	LP 424-25	26.00	32.00	38.23	3.00	4.50
1 1/2	38	LP 424-38	38.50	44.50	45.93	3.00	5.50
2	51	LP 424 -51	51.40	57.40	46.31	3.00	5.50



PADEYES

Our padeyes are normally surface-mounted with #10 or #12 self-tapping screws. They are frequently used as snap hook anchors.

DIMENSIONS



MATERIAL • POLYPROPYLENE

IN.	MM	PART #	A	B	C	D	E
SIZE		PART NUMBER	METRIC				
1/2	13	PE 541*	12.60	48.20	17.85	12.70	4.90

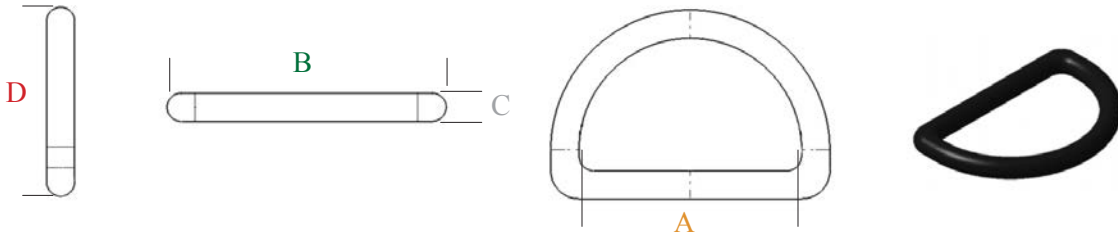
* Also available in white.



D-RINGS

D-rings center weight and provide a means of attachment for snap hooks or other types of hardware. Several styles are available to complement various applications.

DIMENSIONS



CLASSIC

MATERIAL • POLYACETAL

IN.	MM	PART #	A	B	C	D
SIZE		PART NUMBER	METRIC			
1/2	13	DR 412-13	13.27	19.31	2.80	12.65
3/4	20	DR 412-20	20.01	27.03	3.20	20.08
1	25	DR 412-25	26.20	34.20	4.00	24.10
1 1/4	32	DR 412-32	33.94	42.80	4.20	25.80
1 1/2	38	DR 412-38	39.39	49.48	5.00	33.40
2	51	DR 412-51	51.98	64.47	6.00	44.40



HEAVY DUTY

MATERIAL • POLYACETAL

IN.	MM	PART #	A	B	C	D
SIZE		PART NUMBER	METRIC			
3/4	20	DR 411-20	20.30	29.10	4.60	25.10
1	25	DR 411-25	26.00	36.40	5.53	27.80
1 1/4	32	DR 411-32	32.00	41.20	5.70	27.64
1 1/2	38	DR 411-38	38.60	49.40	5.96	28.80
2	51	DR 411-51	54.00	66.20	5.80	31.00



HEAVY DUTY • WIDE MOUTH

MATERIAL • POLYACETAL

IN.	MM	PART #	A	B	C	D
SIZE		PART NUMBER	METRIC			
3/4	20	DR 413-20	19.60	27.60	3.60	23.80
1	25	DR 413-25	26.30	34.70	3.20	28.40
1 1/4	32	DR 413-32	32.50	40.90	4.40	32.30
1 1/2	38	DR 413-38	39.00	48.00	4.50	36.00
1 3/4	45	DR 413-45	44.80	54.60	4.10	39.20
2	51	DR 413-51	51.70	62.10	4.20	42.20




VALUE ADDED SERVICES



- Custom Packaging
- Upholstery Button Supplies and Equipment
- Fastener Attachment
- Sewn Assembly
- Sonic Welding
- Cut-To-Length Services

LOOP						
IN.	MM	PART #	A	B	C	D
SIZE		PART NUMBER	METRIC			
1	25	LP 423-25	25.90	33.50	4.00	31.80

MATERIAL • POLYACETAL

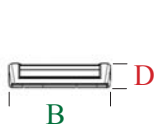


LOOP • SQUARE NOTCH						
IN.	MM	PART #	A	B	C	D
SIZE		PART NUMBER	METRIC			
1	25	LP 336	25.80	53.40	3.50	27.60

MATERIAL • POLYACETAL



METRIC DIMENSIONS



WEBBING DIAGRAM

SEWABLE D-RINGS							
IN.	MM	PART #	A	B	C	D	E
SIZE		PART NUMBER	METRIC				
3/4	20	DR 408-20	19.90	28.50	42.10	4.30	.80
1	25	DR 408-25	26.40	35.80	45.30	5.00	.80
1 1/2	38	DR 408-38	38.40	46.80	56.00	5.5	.80

MATERIAL • NYLON



SEWN ASSEMBLY

FASNAP® offers sewing capabilities for many application requirements. Combine our hook & loop, webbing, or shock cord with snap hooks, slides, d-rings, shock cord hooks, or other fasteners to create custom sewn assemblies.

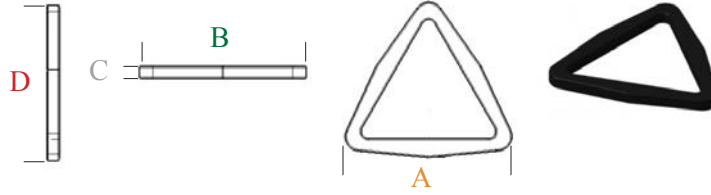


• Denotes non-stock items which may have minimum purchase requirements.

TRI-RINGS

Tri-rings anchor hook and loop or webbing straps, help center weight and eliminate bunching.

DIMENSIONS



CLASSIC

MATERIAL • POLYACETAL

IN.	MM	PART #	A	B	C	D
SIZE		PART NUMBER	METRIC			
3/4	20	TR 414-20	19.70	30.73	3.80	29.00
1	25	TR 414-25	26.17	36.03	3.60	33.99
1 1/4	32	TR 414-32	32.50	41.48	3.90	44.70
1 1/2	38	TR 414-38	39.00	47.44	4.00	50.73
1 3/4	45	TR 414-45	46.00	57.08	4.30	52.90
2	51	TR 414-51	51.40	61.53	4.00	58.19



HEAVY DUTY • ROUNDED

MATERIAL • POLYACETAL

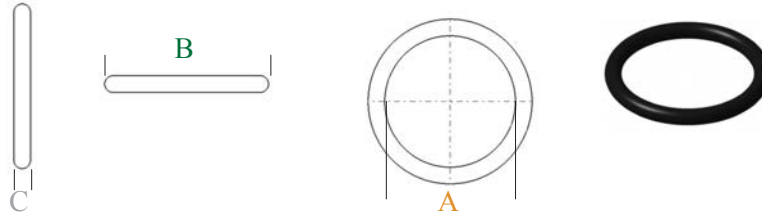
IN.	MM	PART #	A	B	C	D
SIZE		PART NUMBER	METRIC			
3/4	20	TR 402-20	19.00	27.80	4.20	26.00



O-RINGS

O-rings are ideal in non-adjustment applications, and also join together two pieces of webbing.

DIMENSIONS



CLASSIC

MATERIAL • POLYACETAL

IN.	MM	PART #	A	B	C
SIZE		PART NUMBER	METRIC		
3/8	10	OR 410-09	10.00	14.80	2.20
3/4	20	OR 410-20	20.50	27.30	3.20
1	25	OR 410-25	26.00	33.80	3.90
1 1/2	38	OR 410-38	38.60	48.40	4.90
2	51	OR 410-51	51.40	63.40	6.00



TAB

MATERIAL • POLYACETAL

IN.	MM	PART #	A	B	C
SIZE		PART NUMBER	METRIC	METRIC	METRIC
3	78	LP 338	77.80	88.80	5.50



CLIPS • HOOKS

Clips and hooks are perfect for many applications including the safety, industrial, medical and consumer technical markets.

DIMENSIONS



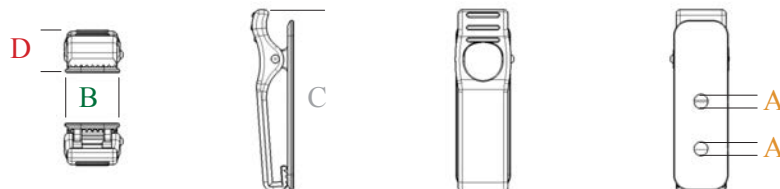
BELT CLIP

MATERIAL • POLYACETAL

IN.	MM	PART #	A	B	C	D	E
SIZE		PART NUMBER	METRIC				
1	25	LP 325-25 •	26.40	30.00	11.20	11.50	2.09
1 1/2	38	LP 325-38 •	38.60	43.60	12.50	17.81	1.75
2	51	LP 325-51 •	51.30	56.30	12.50	17.18	1.75



DIMENSIONS



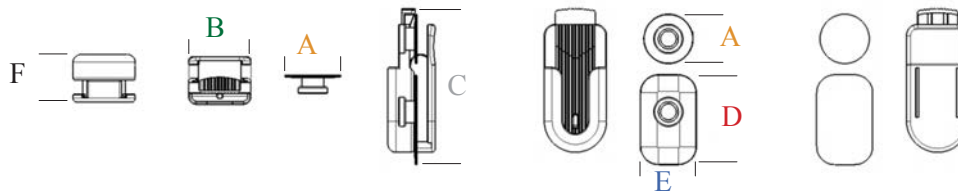
CASE CLIP

MATERIAL • POLYACETAL

IN.	MM	PART #	A	B	C	D
SIZE		PART NUMBER	METRIC			
3/16	5	LP 326	5.00	21.00	65.42	15.32



DIMENSIONS



SWIVEL CELL PHONE CLIP

MATERIAL • POLYACETAL

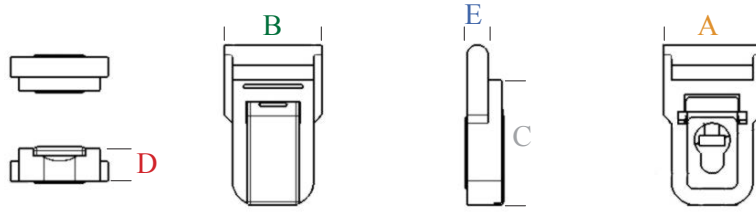
IN.	MM	PART #	A	B	C	D	E	F
SIZE		PART NUMBER	METRIC					
7/8	22	SH 341	22.00	27.80	63.99	40.00	25.00	21.20



• Denotes non-stock items which may have minimum purchase requirements.

Clips and hooks are perfect for many applications including the safety, industrial, medical and consumer technical markets.

DIMENSIONS



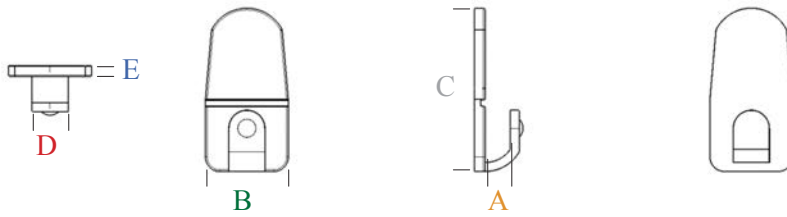
BELT CLIP / HOOK

MATERIAL • POLYACETAL

IN.	MM	PART #	A	B	C	D	E
SIZE		PART NUMBER	METRIC				
3/4	20	LP 330 •	20.00	26.80	36.20	9.50	5.80



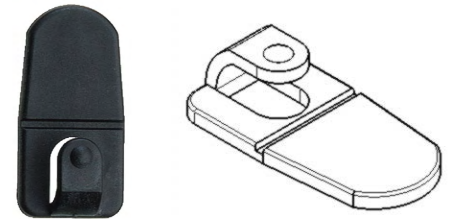
DIMENSIONS



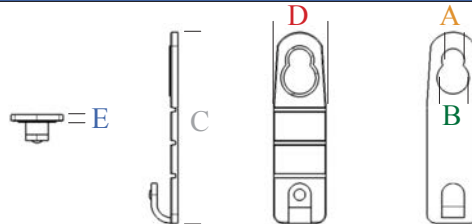
HANGING HOOK

MATERIAL • POLYACETAL

IN.	MM	PART #	A	B	C	D	E
SIZE		PART NUMBER	METRIC				
9/32	7	LP 335 •	7.00	23.00	45.20	10.00	3.00



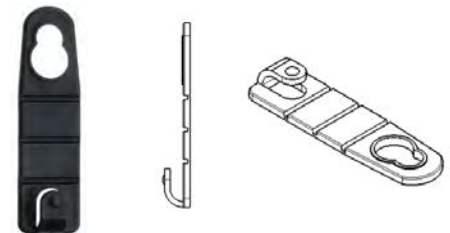
DIMENSIONS



HANGING HOOK • FLEXIBLE

MATERIAL • POLYACETAL

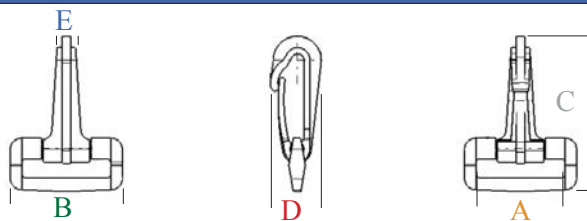
IN.	MM	PART #	A	B	C	D	E
SIZE		PART NUMBER	METRIC				
3/8	10	LP 334 •	10.00	14.00	83.80	23.00	19.80



SNAP HOOKS

Snap hooks are available in a wide range of styles and sizes to accommodate many applications. Heavy-duty and weather resistant, the hooks are most commonly used in detachable shoulder strap assemblies.

DIMENSIONS



STANDARD

MATERIAL • POLYACETAL

IN.	MM	PART #	A	B	C	D	E
SIZE		PART NUMBER	METRIC				
3/4	20	SH 309-20	20.00	28.40	56.69	18.79	7.08
1	25	SH 309-25	25.60	34.60	56.74	18.60	6.80
1 1/4	32	SH 309-32	32.60	41.00	56.54	18.67	7.08
1 1/2	38	SH 309-38	39.00	47.40	56.44	18.60	6.80



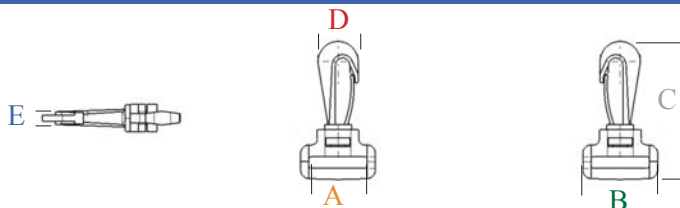
HEAVY DUTY

MATERIAL • POLYACETAL

IN.	MM	PART #	A	B	C	D	E
SIZE		PART NUMBER	METRIC				
1 1/2	38	SH 308-38	38.80	47.50	57.24	18.60	6.80
1 3/4	45	SH 308-45	45.20	53.80	57.24	18.60	6.81
2	51	SH 308-51	51.60	60.20	56.98	18.60	6.81




DIMENSIONS



SWIVEL

MATERIAL • POLYACETAL

IN.	MM	PART #	A	B	C	D	E
SIZE		PART NUMBER	METRIC				
3/4	20	SH 310-20	20.10	27.70	62.50	18.20	2.70
1	25	SH 310-25	26.40	34.00	62.50	18.20	2.70
1 1/4	32	SH 310-32	32.40	40.00	62.50	18.20	2.70
1 1/2	38	SH 310-38	39.60	47.20	62.50	18.20	2.70
1 3/4	45	SH 310-45	45.40	53.00	62.50	18.20	2.70
2	51	SH 310-51	51.60	59.20	62.50	18.20	2.70

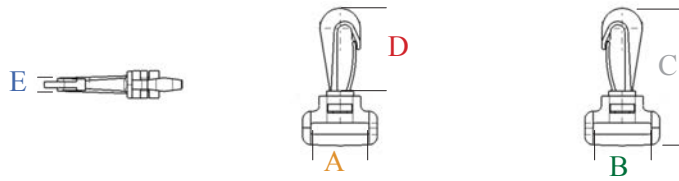


FASNAP PRODUCTION FACILITIES



• Denotes non-stock items which may have minimum purchase requirements.

DIMENSIONS



UNIVERSAL SWIVEL							
IN.	MM	PART #	A	B	C	D	E
SIZE		PART NUMBER	METRIC				
3/4	20	SH 311-20	22.00	30.00	50.50	32.20	2.50
1	25	SH 311-25	25.80	33.80	50.50	32.20	2.50
1 1/4	32	SH 311-32	32.70	42.30	64.80	42.40	3.10
1 1/2	38	SH 311-38	38.60	49.00	65.70	42.40	3.10
2	51	SH 311-51	51.10	62.30	73.15	47.00	3.50

MATERIAL • POLYACETAL



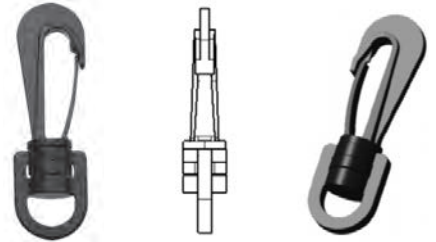
SWIVEL							
IN.	MM	PART #	A	B	C	E	
SIZE		PART NUMBER	METRIC				
3/4	20	SH 315-20 •	20.00	33.89	77.27	33.86	
1	25	SH 315-25 •	25.40	40.16	77.59	18.35	
1 1/2	38	SH 315-38 •	38.19	52.93	78.71	18.35	
2	51	SH 315-51 •	51.25	65.80	79.24	18.35	

MATERIAL • POLYACETAL

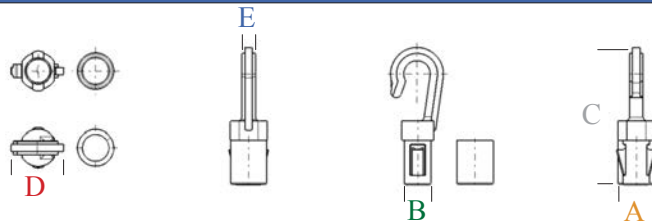


CORD LOCK • SWIVEL							
IN.	MM	PART #	A	B	C	D	E
SIZE		PART NUMBER	METRIC				
1/2	12	SH 312-12	12.20	19.20	63.80	39.90	2.70

MATERIAL • POLYACETAL



DIMENSIONS



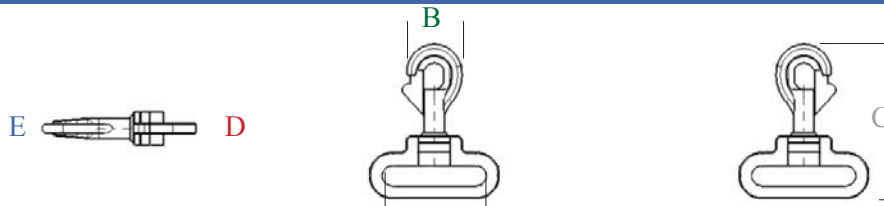
SHOCK CORD							
IN.	MM	PART #	A	B	C	D	E
SIZE		PART NUMBER	METRIC				
1/4	7	CL 302-1-7	9.00	12.40	46.50	17.84	4.60
1/4	7	CL 302-2-7	9.00	12.40	46.50	17.84	4.60

MATERIAL • POLYACETAL

302-1 NON-LOCKING 302-2 LOCKING



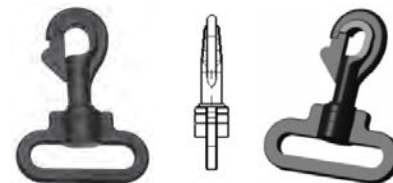
DIMENSIONS



SPRING HOOK

IN.	MM	PART #	A	B	C	D	E
SIZE		PART NUMBER	METRIC				
1	25	SH 313-25 •	28.00	38.30	60.40	35.80	3.40
1 1/4	32	SH 313-32 •	34.66	44.66	60.40	35.80	3.40
1 1/2	38	SH 313-38	36.90	50.90	60.40	35.80	3.40
2	51	SH 313-51	53.60	63.60	60.40	35.80	3.40

MATERIAL • POLYACETAL



SMALL

IN.	MM	PART #	A	B	C	D	E
SIZE		PART NUMBER	METRIC				
5/16	8	SH 301	7.60	14.20	39.40	5.30	3.30
1/2	13	SH 301-1	13.70	8.70	27.50	N/A	N/A

MATERIAL • POLYACETAL



O-RING

IN.	MM	PART #	A	B	C	D	E
SIZE		PART NUMBER	METRIC				
5/16	8	SH 304-1-08	7.15	11.24	35.64	11.24	4.00
7/16	10	SH 304-1-10	9.95	11.55	46.97	10.00	5.40

MATERIAL • POLYACETAL



D-RING

IN.	MM	PART #	A	B	C	D	E
SIZE		PART NUMBER	METRIC				
3/4	20	SH 304-20	20.40	26.40	52.04	11.49	3.00
1	25	SH 304-25	25.70	33.70	57.00	12.20	5.40

MATERIAL • POLYACETAL



J-TYPE

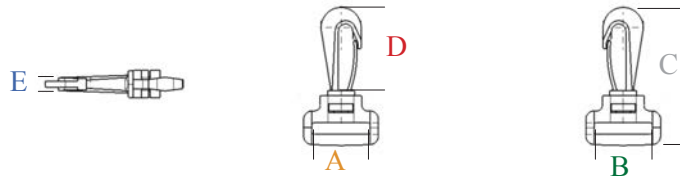
IN.	MM	PART #	A	B	C	D	E
SIZE		PART NUMBER	METRIC				
1/2	13	SH 329	13.00	37.48	70.00	19.00	8.96
1/2	13	SH 329-1-0	13.00	39.85	70.00	19.00	8.96

MATERIAL • NYLON



• Denotes non-stock items which may have minimum purchase requirements.

DIMENSIONS



SWIVEL • SPRING							
IN.	MM	PART #	A	B	C	D	E
SIZE		PART NUMBER	METRIC				
3/4	20	SH 331-20*	19.70	31.70	62.90	31.70	2.79
1	25	SH 331-25*	26.00	38.00	62.70	38.00	2.79
1 1/4	32	SH 331-32*	32.40	44.40	62.70	44.40	2.79
1 1/2	38	SH 331-38*	38.60	50.60	62.70	50.60	2.79
1 3/4	45	SH 331-45*	44.70	56.70	62.70	56.70	2.79
2	51	SH 331-51*	51.00	63.00	62.70	63.00	2.79


MATERIAL • POLYACETAL



* Also available in two-color.

SWIVEL • CLASP							
IN.	MM	PART #	A	B	C	D	E
SIZE		PART NUMBER	METRIC				
3/4	20	SH 332-20	19.70	31.70	62.90	31.70	2.79
1	25	SH 332-25	26.00	38.00	62.70	38.00	2.79
1 1/4	32	SH 332-32	32.40	44.40	62.70	44.40	2.79
1 1/2	38	SH 332-38	38.60	50.60	62.70	50.60	2.79
1 3/4	45	SH 332-51	44.70	56.70	62.70	56.70	2.79

MATERIAL • POLYACETAL



KEY RING (ROUND)							
IN.	MM	PART #	A	B	C	D	E
SIZE		PART NUMBER	METRIC				
23/32	18	SH 305-59	18.20	21.81	58.30	22.42	4.60

MATERIAL • POLYACETAL

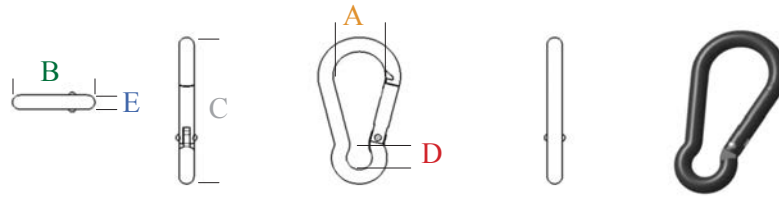


KEY RING (SQUARE)							
IN.	MM	PART #	A	B	C	D	E
SIZE		PART NUMBER	METRIC				
23/32	18	SH 306-73	18.20	21.81	72.50	26.95	5.40

MATERIAL • ABS



DIMENSIONS



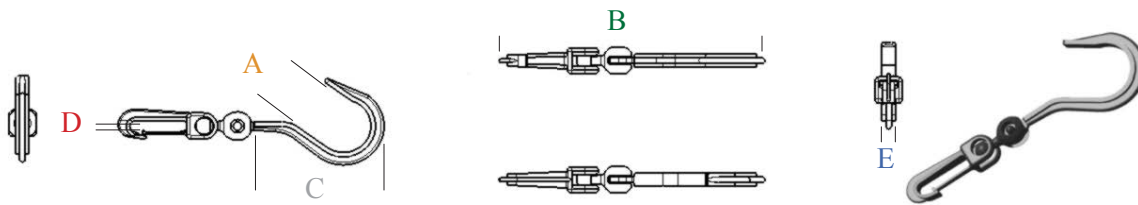
CARABINER HOOK

MATERIAL • POLYACETAL

IN.	MM	PART #	A	B	C	D	E
SIZE		PART NUMBER	METRIC				
1 3/8	60	SH 337	20.00	31.60	59.40	9.60	5.80



DIMENSIONS



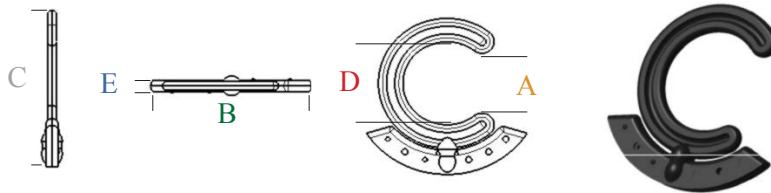
HANG HOOK

MATERIAL • POLYACETAL

IN.	MM	PART #	A	B	C	D	E
SIZE		PART NUMBER	METRIC				
7/32	31	SH 317 •	31.20	163.89	52.77	9.25	7.80



DIMENSIONS



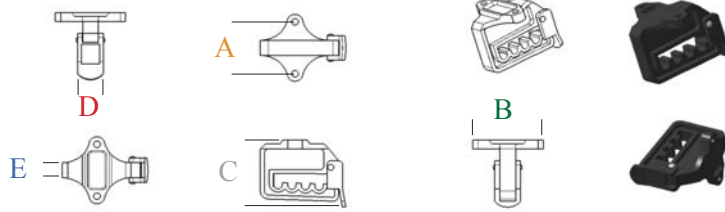
HANG HOOK

MATERIAL • POLYACETAL

IN.	MM	PART #	A	B	C	D	E
SIZE		PART NUMBER	METRIC				
1 1/4	31	SH 318 •	30.72	78.40	80.17	42.60	4.50



DIMENSIONS



HANGER HOOK

MATERIAL • POLYACETAL

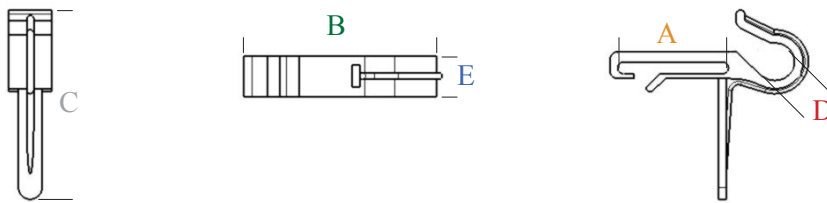
IN.	MM	PART #	A	B	C	D	E
SIZE		PART NUMBER	METRIC				
1 1/2	38	SH 316 •	38.40	51.50	51.81	18.00	11.30
1 1/2	38	SH 316-1 •	40.00	51.50	51.81	19.00	11.30

316

316-1



DIMENSIONS



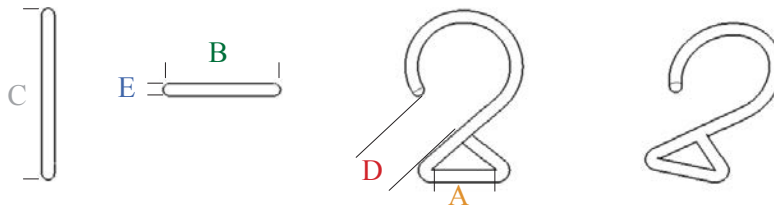
HANGER HOOK

MATERIAL • POLYACETAL

IN.	MM	PART #	A	B	C	D	E
SIZE		PART NUMBER	METRIC				
7/32	31	LP 333 •	25.50	45.50	45.50	9.00	9.80



DIMENSIONS



HANG HOOK

MATERIAL • POLYACETAL

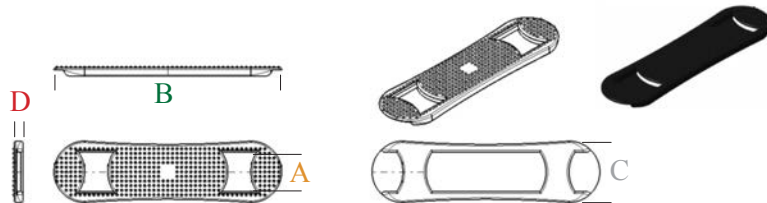
IN.	MM	PART #	A	B	C	D	E
SIZE		PART NUMBER	METRIC				
3/4	20	SH 319-20 •	19.84	40.60	62.20	22.00	4.20
7/8	22	SH 319-22 •	22.80	40.80	62.80	22.00	4.40
1	25	SH 319-25	26.10	41.40	64.20	22.00	4.20



SHOULDER PADS

Shoulder pads offer cushioned support in bag and luggage applications and are available in a variety of styles for versatile design. Lash tabs are sewn in and provide a means of accepting webbing on backpacks and other types of soft baggage.

DIMENSIONS



OVAL

MATERIAL • PVC

IN.	MM	PART #	A	B	C	D
SIZE		PART NUMBER	METRIC			
1	25	PD 716-25	26.00	135.04	148.00	5.50
1 1/4	32	PD 716-32 •	32.00	148.00	45.00	5.50
1 1/2	38	PD 716-38	38.80	124.26	145.50	6.20
1 3/4	45	PD 716-45 •	45.50	154.00	50.40	6.40
2	51	PD 716-51	51.50	133.28	158.00	3.00



STANDARD

MATERIAL • PVC

IN.	MM	PART #	A	B	C	D
SIZE		PART NUMBER	METRIC			
1	25	PD 717-25	28.50	146.00	10.50	6.50
1 1/4	32	PD 717-32 •	32.00	145.00	44.66	5.80
1 1/2	38	PD 717-38	39.00	149.00	16.00	5.60
2	51	PD 717-51	51.50	133.28	158.00	3.00



HEAVY DUTY

MATERIAL • THERMOPLASTIC RUBBER

IN.	MM	PART #	A	B	C	D
SIZE		PART NUMBER	METRIC			
2	51	PD 722-51	52.60	168.00	6.30	17.75



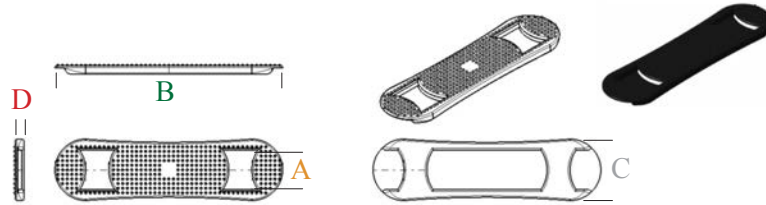
SEWN ASSEMBLY

FASNAP® offers sewing capabilities for many application requirements. Combine our hook & loop, webbing, or shock cord with snap hooks, slides, d-rings, shock cord hooks, or other fasteners to create custom sewn assemblies.



• Denotes non-stock items which may have minimum purchase requirements.

DIMENSIONS



HEAVY DUTY

MATERIAL • POLYACETAL

IN.	MM	PART #	A	B	C	D
SIZE		PART NUMBER	METRIC			
1 1/2	38	PD 719-38	29.00	150.00	47.41	3.92



SQUARE

MATERIAL • PVC

IN.	MM	PART #	A	B	C	D
SIZE		PART NUMBER	METRIC			
1 1/4	32	PD 720-32 •	33.40	145.00	42.00	3.50



RADIAL

MATERIAL • PVC

IN.	MM	PART #	A	B	C	D
SIZE		PART NUMBER	METRIC			
1 1/2	38	PD 721-38 •	41.04	200.00	63.24	17.55



LASH TAB

MATERIAL • Hytrel®

IN.	MM	PART #	A	B	C	D
SIZE		PART NUMBER	METRIC			
1	25	PD 718-25	20.33	98.00	43.00	7.50



LASH TAB

MATERIAL • Hytrel®

IN.	MM	PART #	A	B	C	D
SIZE		PART NUMBER	METRIC			
1 1/2	38	PD 711-38	38.50	66.60	43.50	6.00



LASH TAB

MATERIAL • Hytrel®

IN.	MM	PART #	A	B	C	D
SIZE		PART NUMBER	METRIC			
3/4	20	PD 712-1	20.00	50.80	50.80	3.50
1	25	PD 712-2	27.50	56.00	56.00	3.50



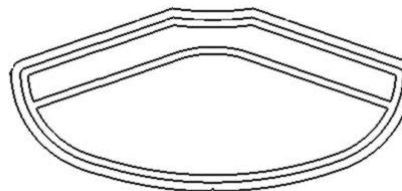
LASH TAB

MATERIAL • Hytrel®

IN.	MM	PART #	A	B	C	D
SIZE		PART NUMBER	METRIC			
1	25	PD 714-25	26.80	140.00	54.50	2.79



DIMENSIONS



SEW-IN

MATERIAL • POLYACETAL

IN.	MM	PART #	A	B	C
SIZE		PART NUMBER	METRIC		
5 1/4	130	PD 715	130.00	2.50	62.00

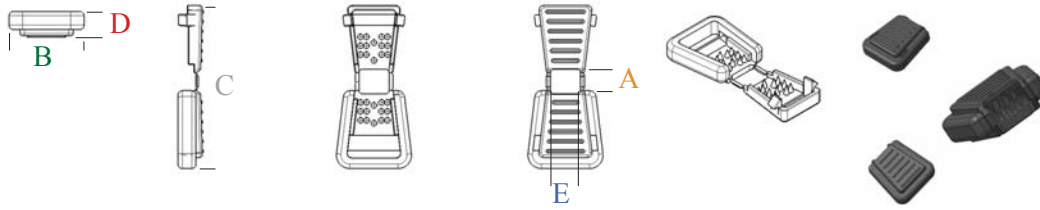


• Denotes non-stock items which may have minimum purchase requirements.

ZIPPER PULLS

Zipper pulls confine loose string ends by snapping onto the ends of cordage. Available in a wide variety of designs for versatility and style enhancement.

DIMENSIONS



END							
IN.	MM	PART #	A	B	C	D	E
SIZE		PART NUMBER	METRIC				
1/4	7	CL 647-0*	5.50	16.90	36.65	5.77	6.78
1/4	7	CL 647-38*	5.50	16.90	36.65	5.77	6.78
1/2	12	CL 680-38*	6.00	11.63	65.68	11.63	6.00

*Available in white.

MATERIAL • POLYACETAL		
647-0	647-38	680-38

END							
IN.	MM	PART #	A	B	C	D	E
SIZE		PART NUMBER	METRIC				
3/4	20	CL 664	10.00	12.50	8.97	5.60	5.60
7/8	22	CL 666*	3.84	20.33	38.08	10.90	6.40

*Available in white.

MATERIAL • POLYACETAL		
664		666

END							
IN.	MM	PART #	B	C	D		
SIZE		PART NUMBER	METRIC				
3/4	20	CL 665	12.70	26.20	11.44		

MATERIAL • POLYACETAL		
665	CLIP	

END							
IN.	MM	PART #	A	B	C	D	E
SIZE		PART NUMBER	METRIC				
3/4	20	CLE 646 •	4.90	13.00	24.57	7.1	8.60
7/8	22	CL 671	4.00	12.13	16.50	7.95	N/A
1	25	CL 672	5.45	15.00	23.35	6.80	N/A
7/8	22	CL 673	5.90	11.50	19.80	10.60	N/A

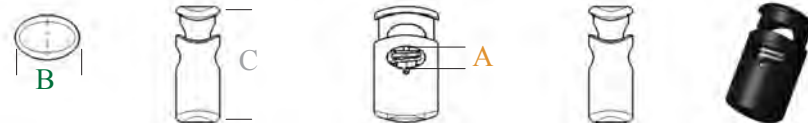
MATERIAL • POLYACETAL			
646	671	672	673



CORD LOCKS & ENDS

Cord locks and cord ends provide a durable, weather-resistant means for securing cordage. Commonly used in the sporting equipment, bag and luggage industries, as well as in industrial applications.

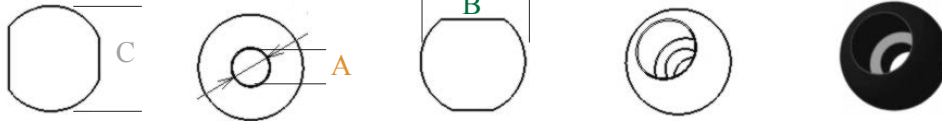
DIMENSIONS



PART #	A	B	C	MATERIAL • POLYACETAL / ABS				
	METRIC							
CL 602	6.90	12.50	25.35					
CL 603	7.00	13.75	31.10					
CL 604	7.60	14.90	14.90					
CL 605	6.80	11.85	39.10					
CL 606	6.00	12.65	31.74					
CL 608	7.0	13.9	30.7					
CL 612	7.9	17.75	22.4					
CL 613	8.39	17.58	21.6					
CL 614	5.95	19.3	15.3					
CL 614-ISS	7.2	30.0	23.5					
CL 618	6.5	18.5	29.7					
CL 619	7.0	13.0	30.0					
CL 620-0	6.2	14.6	26.1					
CL 621	7.0	17.0	29.95					
CL 630	5.2	24.0	21.0					
CL 636	8.0	20.9	26.74					
CL 639	7.1	20.3	22.9					
CL 640	4.6	20.6	23.2					
CL 641	5.1	7.4	29.35					
CL 642	6.8	25.59	34.0					
CL 643	6.63	21.85	21.45					
CL 648-0	5.4	11.0	20.7					
CL 651-0	6.5	12.0	21.11					
CL 654	7.0	15.0	17.3					
CL 661	7.8	14.5	38.7					

• Denotes non-stock items which may have minimum purchase requirements.

DIMENSIONS



PART NUMBER	A	B	C	MATERIAL • POLYACETAL / ABS			
	METRIC			624	628	629	659
CLE 623	4.30	12.00	10.33				
CLE 624	6.80	10.29	13.40				
CLE 628	5.80	10.30	15.60				
CLE 629	5.70	16.00	16.00				
CLE 631	4.20	24.00	18.00				
CLE 632	5.20	32.20	5.00				
CLE 644	5.00	27.80	11.00				
CLE 645	5.00	38.20	10.37				
CLE 658	5.60	11.52	13.35				
CLE 659-W	4.50	13.50	12.00				
CLE 667	4.20	11.42	20.00				
CLE 668	2.60	5.00	16.00				
CL 680	6.00	18.54	11.73				

Fasnep's holders attach to standard sized plastic beverage containers. Use with webbing and hardware to create a custom look; attaches to golf bags, backpacks, belt loops, and more.

FASNAP PRODUCTION FACILITIES






Our sewing capabilities include a wide range of stitching options including, but not limited to, box, tack, straight, and zigzag stitches to name a few.




PLASTIC SNAP FASTENERS


Fasnap® plastic snap fasteners offer the maximum in corrosion resistance. Manufactured from the highest quality raw materials, Fasnap® plastic snap fasteners are highly durable, lightweight, and will accommodate material of varying thickness.

LIGHT DUTY			
	PART NUMBER	WHITE	BLACK
DESCRIPTION	PART NUMBER		
LIGNE 17 CAP	P3AWHT		P3ABLK
SOCKET	P3BWHT		P3BBLK
STUD	P3CWHT		P3CBLK
MEDIUM DUTY			
	PART NUMBER	WHITE	BLACK
DESCRIPTION	PART NUMBER		
LIGNE 20 CAP	P6A20WHT		P6A20BLK
LIGNE 24 CAP	P6A24WHT		P6A24BLK
SOCKET	P6BWHT		P6BBLK
STUD	P6CWHT		P6CBLK
HEAVY DUTY			
	PART NUMBER	WHITE	BLACK
DESCRIPTION	PART NUMBER		
LIGNE 24 CAP	P7A24WHT		P7A24BLK
SOCKET	P7BWHT		P7BBLK
STUD	P7CWHT		P7CBLK

PLASTIC GROMMETS & WASHERS

	<p>FASNAP® plastic grommets and washers provide a reinforced hole for light-duty needs. This product is available in custom colors, solidifying the best appearance for many applications. Our plastic grommets and washers offer defense in corrosion resistance.</p>			
MATERIAL • POLYCARBONATE	SIZE	I.D.	O.D.	Black
	SIZE • DESCRIPTION			PART NUMBER
	#2	13/32	27/32	GRMWSH250WPL
	#3	15/32	15/16	GRMWSH280WPL

PLASTIC SNAP GROMMETS & WASHERS

	<p>Our plastic snap grommet and washer afford identical light-duty hole reinforcement as our plastic grommets, but with a much easier assembly. This line can be quickly assembled by hand; thus eliminating the need for setting dies.</p>			
MATERIAL • POLYCARBONATE	SIZE	I.D.	O.D.	Black
	SIZE • DESCRIPTION			PART NUMBER
	#2	23/64	1-3/16	GRMWSH250BKPLS

Colors available with minimum purchase requirements.

• Denotes non-stock items which may have minimum purchase requirements.



FOUR-PIECE PLASTIC TURN FASTENER

Fasnap® plastic four-piece turn fastener is ideal where a non-corrosive positive locking fastener is needed. It is suitable for light-duty application.



4-PIECE SET		MATERIAL • NYLON
DESCRIPTION		PART NUMBER
Black / PLASTIC TURN FASTENER-SQUARE		TF 217
Black / PLASTIC TURN FASTENER-OVAL		TF 218

STAYPUT FASTENER SYSTEM

The Stayput fastener system works with a #1 spur or #2 plain grommet. This system requires no pressure to open or close the fastener; the weight of the fabric on the fastener locks the toggle. The studs are available in two styles and lengths to accommodate various applications and fabric thicknesses. Stayput products are manufactured from UV stabilized glass-filled nylon.




SIZE • DESCRIPTION	White	Black
	PART NUMBER	
Vertical		
Single Stud	SPVSS34W	SPVSS34B
Double Stud	SPVDS35W	SPVDS35B
Horizontal		
Single Stud	SPHSS37W	SPHSS37B
Double Stud	SPHDS38W	SPHDS38B
Curved		
Base	SPCB76W	SPCB78B
Canvas-to-Canvas		
Single Stud, 2 pc.	SPCCSS39W	SPCCSS39B
Double Stud, 2 pc.	SPCCDS40W	SPCCDS40B
Keder Track		
Slide, 2 pc.	SPKTS10W	

The Stayput shock cord clip is used to apply tension to the fabric to which it is attached. This clip can be installed in different thicknesses of fabric, has excellent corrosion resistance and is UV stabilized.



SHOCK CORD CLIP		
DESCRIPTION	White	Black
Shock Cord Clip, 3pc	SPSCC70W	SPSCC75B
Attachment Knob	SPAK86W	SPAK87B
Tent Wall Hook, 2pc	SPTWH50W	SPTWH55B

SHOCK CORD ASSEMBLY		
DESCRIPTION	COLOR	PART NUMBER
BLACK POLYPRO SHOCK CORD MOLDED TO A 1 IN BLACK ABS	Black	99-SCA-316x712-1BALL-



PANEL FASTENERS

Our panel fasteners are used for attaching material of various composition and thickness. Fasnap® panel fasteners are found in electronic products, furniture, automotive door panels, seating and trim. Please call Fasnap® for special requirements as our line of panel

HOLE DIA.	LENGTH	PART NUMBER	MATERIAL • NYLON	
			DESCRIPTION	COLOR
SIZE				
.281	1 1/4"	CLIPXMAS2	9/16" SINGLE HEAD	NATURAL
HOLE DIA.	LENGTH	PART NUMBER	MATERIAL • NYLON	
			DESCRIPTION	COLOR
SIZE				
.281	1 5/16"	CLIPXMAS2A	3/4" SINGLE HEAD	NATURAL
HOLE DIA.	LENGTH	PART NUMBER	MATERIAL • NYLON	
			DESCRIPTION	COLOR
SIZE				
.281	1 5/16"	CLIPXMAS2ACL	3/4" SINGLE HEAD	NATURAL
HOLE DIA.	LENGTH	PART NUMBER	MATERIAL • NYLON	
			DESCRIPTION	COLOR
SIZE				
.281	1 5/16"	CLIPXMAS2B	11/16" SINGLE HEAD FULL GRIP	BLACK
HOLE DIA.	LENGTH	PART NUMBER	MATERIAL • NYLON	
			DESCRIPTION	COLOR
SIZE				
.281	1 7/16"	CLIPXMAS2C	3/4" SINGLE HEAD 7/8" GRIP	BLACK
HOLE DIA.	LENGTH	PART NUMBER	MATERIAL • NYLON	
			DESCRIPTION	COLOR
SIZE				
.281	3/4"	CLIPXMAS5	3/4" SINGLE HEAD QUICK CONNECT	NATURAL
HOLE DIA.	LENGTH	PART NUMBER	MATERIAL • NYLON	
			DESCRIPTION	COLOR
SIZE				
.281	7/8"	CLIPXMAS6-T	3/4" SINGLE HEAD	BLACK
HOLE DIA.	LENGTH	PART NUMBER	MATERIAL • NYLON	
			DESCRIPTION	COLOR
SIZE				
.281	7/8"	CLIPXMAS6N	3/4" SINGLE HEAD	NATURAL
HOLE DIA.	LENGTH	PART NUMBER	MATERIAL • NYLON	
			DESCRIPTION	COLOR
SIZE				
.281	7/8"	CLIPXMAS6DG	3/4" SINGLE HEAD	DARK GREY
HOLE DIA.	LENGTH	PART NUMBER	MATERIAL • NYLON	
			DESCRIPTION	COLOR
SIZE				
.281	7/8"	CLIPXMAS6W-T	3/4" SINGLE HEAD	NATURAL
HOLE DIA.	LENGTH	PART NUMBER	MATERIAL • NYLON	
			DESCRIPTION	COLOR
SIZE				
.281-.328	1/2" X 7/8"	CLIPXMAS7	3/4" DOUBLE END CLIP W/ INNER STOP	NATURAL
HOLE DIA.	LENGTH	PART NUMBER	MATERIAL • NYLON	
			DESCRIPTION	COLOR
SIZE				
.281	3/4"	CLIPXMAS8	3/4" DOUBLE HEAD FORD VEHICLES	WHITE
HOLE DIA.	LENGTH	PART NUMBER	MATERIAL • NYLON	
			DESCRIPTION	COLOR
SIZE				
.281	1 9/16"	CLIPXMAS9	1" SINGLE HEAD	BLACK
HOLE DIA.	LENGTH	PART NUMBER	MATERIAL • NYLON	
			DESCRIPTION	COLOR
SIZE				
.281	1 1/8"	CLIPXMAS10	7/8" SINGLE HEAD	BLACK




• Denotes non-stock items which may have minimum purchase requirements.


HOLE DIA.	LENGTH	PART NUMBER	MATERIAL • NYLON	
			DESCRIPTION	COLOR
SIZE				
.281	3/4"	CLIPXMAS11	3/4" TRIPLE HEAD GM VEHICLES	WHITE
HOLE DIA.	LENGTH	PART NUMBER	MATERIAL • NYLON	
			DESCRIPTION	COLOR
SIZE				
.3125	3/4"	CLIPXMAS12	1/2" DOUBLE HEAD FORD VEHICLES	BLACK
HOLE DIA.	LENGTH	PART NUMBER	MATERIAL • NYLON	
			DESCRIPTION	COLOR
SIZE				
.281	13/16"	CLIPXMAS13	3/4" DOUBLE HEAD	WHITE
HOLE DIA.	LENGTH	PART NUMBER	MATERIAL • NYLON	
			DESCRIPTION	COLOR
SIZE				
.265	1"	CLIPXMAS15	5/8" TRIPLE HEAD 3/8" GRIP	WHITE
HOLE DIA.	LENGTH	PART NUMBER	MATERIAL • NYLON	
			DESCRIPTION	COLOR
SIZE				
.187	15/16"	CLIPXMAS16	1/2" SINGLE HEAD	BLACK
HOLE DIA.	LENGTH	PART NUMBER	MATERIAL • NYLON	
			DESCRIPTION	COLOR
SIZE				
.187	15/16"	CLIPXMAS16W	1/2" SINGLE HEAD	WHITE
HOLE DIA.	LENGTH	PART NUMBER	MATERIAL • NYLON	
			DESCRIPTION	COLOR
SIZE				
.385	1 1/16"	CLIPXMAS17	7/8" SINGLE HEAD	BLACK
HOLE DIA.	LENGTH	PART NUMBER	MATERIAL • NYLON	
			DESCRIPTION	COLOR
SIZE				
.281	2"	CLIPXMAS19	5/8" SINGLE HEAD 7/8" GRIP	WHITE
HOLE DIA.	LENGTH	PART NUMBER	MATERIAL • NYLON	
			DESCRIPTION	COLOR
SIZE				
.187	1/2"	CLIPXMAS27B	.480" SINGLE HEAD	BLACK
HOLE DIA.	LENGTH	PART NUMBER	MATERIAL • NYLON	
			DESCRIPTION	COLOR
SIZE				
.187	1/2"	CLIPXMAS29	3/4" SINGLE HEAD	BLACK
HOLE DIA.	LENGTH	PART NUMBER	MATERIAL • NYLON	
			DESCRIPTION	COLOR
SIZE				
.240	1 3/4"	CLIPRIV34	3/4" DRIVE RIVET	WHITE
HOLE DIA.	LENGTH	PART NUMBER	MATERIAL • NYLON	
			DESCRIPTION	COLOR
SIZE				
.281	1 3/16"	CLIPXMAS60	3/4" SINGLE HEAD 7/8" CRIP	BLACK
HOLE DIA.	LENGTH	PART NUMBER	MATERIAL • NYLON	
			DESCRIPTION	COLOR
SIZE				
.281	.500"/.812"	RR120308	RATCHET RIVET	NATURAL



FasGrip® brand sew-in hook and loop is made from nylon and recommended for applications requiring high shear strength and high cycle life. Exceeds minimum requirements for Class 1, Type 1 as per A-A-55126A (MIL-F-1840G).


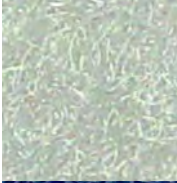



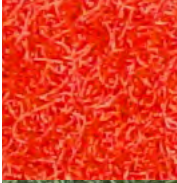



				SEW-IN HOOK & LOOP			
				WHITE HOOK	WHITE LOOP	BLACK HOOK	BLACK LOOP
SIZE	ROLLS PER CARTON	CARTON YARDAGE	ROLL SIZE YD.	PART NUMBER			
5/8"	30	1500	50	FG58WH	FG58WLN	FG58BH	FG58BLN
3/4"	25	1250	50	FG34WH	FG34WLN	FG34BH	FG34BLN
1"	20	1000	50	FG1WH	FG1WLN	FG1BH	FG1BLN
1-1/2"	14	700	50	FG112WH	FG112WLN	FG112BH	FG112BLN
2"	10	500	50	FG2WH	FG2WLN	FG2BH	FG2BLN
4"	5	250	50	FG4WH	FG4WLN	FG4BH	FG4BLN
6"	3	150	50			FG6BH	FG6BLN

BULK SPOOLS 				SEW-IN HOOK & LOOP			
				WHITE HOOK	WHITE LOOP	BLACK HOOK	BLACK LOOP
SIZE	SPOOLS PER CARTON	CARTON YARDAGE	SPOOL SIZE YD.	PART NUMBER			
5/8"	1	850	850	FGS58WH	FGS58WLN	FGS58BH	FGS58BLN
1"	1	500	500	FGS1WH	FGS1WLN	FGS1BH	FGS1BLN
1-1/2"	1	600	600	FGS112WH	FGS112WLN	FGS112BH	FGS112BLN
2"	1	250	250	FGS2WH	FGS2WLN	FGS2BH	FGS2BLN

				AUTOMOTIVE SEAT LOOP			
				WHITE LOOP			
SIZE	CARTON YARDAGE	SPOOL SIZE YD.	PART NUMBER				
1-1/2"	350	25	FG KNT-41AWL				

VALUE ADDED SERVICES

- Custom Packaging
- Upholstery Button Supplies and Equipment
- Fastener Attachment
- Sewn Assembly
- Sonic Welding
- Cut-To-Length Services

50 YD. REEL		COLOR HOOK AND LOOP COLOR SEW-IN									
SAMPLE Please note that all colors may vary slightly from swatch samples shown.	COLORS 50 YD. ROLLS	ROLLS PER CARTON	CARTON YARD-AGE	ROLLS PER CARTON	CARTON YARD-AGE	ROLLS PER CARTON	CARTON YARD-AGE	ROLLS PER CARTON	CARTON YARD-AGE	ROLLS PER CARTON	CARTON YARD-AGE
		30	1500	25	1250	20	1000	14	700	10	500
		5/8"		3/4"		1"		1-1/2"		2"	
	DARK GRAY HOOK	FG58DGH		FG34DGH		FG1DGH				FG2DGH	
	DARK GRAY LOOP	FG58DGLN		FG34DGLN		FG1DGLN				FG2DGLN	
	LIGHT GRAY HOOK	FG58LGH				FG1LGH				FG2LGH	
	LIGHT GRAY LOOP	FG58LGLN				FG1LGLN				FG2LGLN	
	NAVY HOOK	FG58NVH				FG1NVH				FG2NVH	
	NAVY LOOP	FG58NVLN				FG1NVLN				FG2NVLN	
	BEIGE HOOK	FG58BGH				FG1BGH				FG2BGH	
	BEIGE LOOP	FG58BGLN				FG1BGLN				FG2BGLN	
	YELLOW HOOK	FG58YLOH				FG1YLOH				FG2YLOH	
	YELLOW LOOP	FG58YLOLN				FG1YLOLN				FG2YLOLN	
	BLOOD RED HOOK	FG58BLRH				FG1BLRH				FG2BLRH	
	BLOOD RED LOOP	FG58BLRLN				FG1BLRLN				FG2BLRLN	
	MILITARY GREEN HOOK	FG58MGH				FG1MGH		FG112MGH		FG2MGH	
	MILITARY GREEN LOOP	FG58MGLN				FG1MGLN		FG112MGLN		FG2MGLN	
	ROYAL BLUE HOOK	FG58RBH				FG1RBH				FG2RBH	
	ROYAL BLUE LOOP	FG58RBLN				FG1RBLN				FG2RBLN	
	COFFEE BROWN HOOK	FG58CBH				FG1CBH				FG2CBH	
	COFFEE BROWN LOOP	FG58CBLN				FG1CBLN				FG2CBLN	

HOOK AND LOOP

FasGrip® brand rubber based pressure sensitive hook and loop is best suited for applications requiring high immediate tack and shear strength, moderate temperature conditions and bond strength.



RUBBER BASED							
PRESSURE SENSITIVE HOOK & LOOP							
WHITE HOOK		WHITE LOOP		BLACK HOOK		BLACK LOOP	
SIZE	ROLLS PER CARTON	CARTON YARDAGE	ROLL SIZE YD.	PART NUMBER			
5/8"	24	1200	50	FG58PSWH	FG58PSWLN	FG58PSBH	FG58PSBLN
1"	16	800	50	FG1PSWH	FG1PSWLN	FG1PSBH	FG1PSBLN
1 1/2"	11	550	50	FG112PSWH	FG112PSWLN	FG112PSBH	FG112PSBLN
2"	9	450	50	FG2PSWH	FG2PSWLN	FG2PSBH	FG2PSBLN

FasGrip® high temperature acrylic pressure sensitive hook and loop is used in high temperature applications where high bond strength is necessary.




HIGH TEMPERATURE ACRYLIC							
PRESSURE SENSITIVE HOOK & LOOP							
WHITE HOOK		WHITE LOOP		BLACK HOOK		BLACK LOOP	
SIZE	ROLLS PER CARTON	CARTON YARDAGE	ROLL SIZE YD.	PART NUMBER			
5/8"	24	1200	50	FGAP58WH	FGAP58WLN	FGAP58BH	FGAP58BLN
3/4"	20	1000	50	FGAP34WH	FGAP34WLN	FGAP34BH	FGAP34BLN
1"	16	800	50	FGAP1WH	FGAP1WLN	FGAP1BH	FGAP1BLN
1 1/2"	11	550	50	FGAP112WH	FGAP112WLN	FGAP112BH	FGAP112BLN
2"	9	450	50	FGAP2WH	FGAP2WLN	FGAP2BH	FGAP2BLN

FasGrip® polyester hook and loop is recommended for marine and underwater applications where increased resistance to chemicals and moisture is required.




POLYESTER									
SEW-IN HOOK & LOOP									
WHITE HOOK		WHITE LOOP		BLACK HOOK		BLACK LOOP		LIGHT GREY HOOK	LIGHT GREY LOOP
SIZE	ROLLS PER CARTON	CARTON YARDAGE	ROLL SIZE YD.	PART NUMBER					
5/8"	30	1500	50	FGP58WH	FGP58WLN	FGP58BH	FGP58BLN		
1"	20	1000	50	FGP1WH	FGP1WLN	FGP1BH	FGP1BLN	FGP1LGH	FGP1LGLN
1 1/2"	14	700	50	FGP112WH	FGP112WLN	FGP112BH	FGP112BLN		
2"	10	500	50	FGP2WH	FGP2WLN	FGP2BH	FGP2BLN	FGP2LGH	FGP2LGLN




• Denotes non-stock items which may have minimum purchase requirements.


FasGrip® brand mushroom aggressive hook is recommended for applications requiring very high shear and peel strength with limited cycle life.

	SIZE	REELS PER CARTON	CARTON YARDAGE	ROLL SIZE YD.	MUSHROOM AGGRESSIVE			
						SEW-IN HOOK		
						WHITE HOOK	BLACK HOOK	
						PART NUMBER		
	1"	20	1000	50	FGMSR1WH	FGMSR1BH		
2"	10	500	50	FGMSR2WH	FGMSR2BH			
4"	5	250	50	FGMSR4WH				
SIZE	REELS PER CARTON	CARTON YARDAGE	PRESSURE SENSITIVE HOOK					
1"	16	800	50	FGPMSR1BH				


FasGrip® hook and loop pressure sensitive kiss cut coins and squares are recommended for spot applications requiring moderate bonding strength.

	RUBBER BASED KISS CUT COINS & SQUARES						
	PRESSURE SENSITIVE HOOK & LOOP						
	WHITE HOOK		WHITE LOOP		BLACK HOOK		BLACK LOOP
SIZE	REELS PER CARTON	CARTON YARDAGE	ROLL SIZE YD.	PART NUMBER			
5/8" (CIRCLE)	48	1250	25	FG KCPS-58-RWH	FG KCPS-58-RWLN	FG KCPS-58-RBH	FG KCPS-58-RBLN
7/8" (CIRCLE)	32	800	25	FG KCPS-78-RWH	FG KCPS-78-RWLN	FG KCPS-78-RBH	FG KCPS-78-RBLN
7/8" (SQUARE)	32	800	25	FG KCPS-78-SBH	FG KCPS-78-SWLN	FG KCPS-78-SBH	FG KCPS-78-SBLN

FasGrip® hook and loop solo tape is a hook and loop wrap system, with hook on one side and loop on the other. Ideal for medical devices, appliance cords and much more.




	SIZE	REELS PER CARTON	CARTON YARDAGE	ROLL SIZE YD.	SOLO TAPE			
						BLACK HOOK & LOOP		
						PART NUMBER		
1"	20	1000	50	FG1SOLOB				
2"	20	1000	50	FG2SOLOB				

FasTape is a single component hook and loop fastener, with hook and loop on the same side. An easy-to-use alternative to conventional strapping systems and other applications.

	SIZE	REELS PER CARTON	CARTON YARDAGE	ROLL SIZE YD.	FASTAPE			
						BLACK HOOK & LOOP FASTAPE		
						PART NUMBER		
1"	20	1000	50	FGFM1B				

WEBBING















Fasnap's polypropylene webbing along with our extensive plastic and metal hardware lines provide versatility for many applications.

MATERIAL • POLYPROPYLENE		LIGHTWEIGHT		100 YD. ROLLS
SAMPLE <small>Please note that all colors may vary slightly from swatch samples shown.</small>	COLORS	PART NUMBER		
		1"	1-1/2"	2"
	COLUMBIAN BLUE	WEB PPL 25-COB	WEB PPL 38-COB	WEB PPL 51-COB
	NAVY	WEB PPL 25-NVY	WEB PPL 38-NVY	WEB PPL 51-NVY
	PACIFIC BLUE	WEB PPL 25-PBL	WEB PPL 38-PBL	WEB PPL 51-PBL
	ROYAL	WEB PPL 25-RBL	WEB PPL 38-RBL	WEB PPL 51-RBL
	BROWN	WEB PPL 25-BRN	WEB PPL 38-BRN	WEB PPL 51-BRN
	BURGUNDY	WEB PPL 25-BUR	WEB PPL 38-BUR	WEB PPL 51-BUR
	CONCORD	WEB PPL 25-CRD	WEB PPL 38-CRD	WEB PPL 51-CRD
	ATHLETIC GOLD	WEB PPL 25-GLD	WEB PPL 38-GLD	WEB PPL 51-GLD
	CADET GRAY	WEB PPL 25-CGY	WEB PPL 38-CGY	WEB PPL 51-CGY
	CHARCOAL GRAY	WEB PPL 25-CHA	WEB PPL 38-CHA	WEB PPL 51-CHA
	FOREST GREEN	WEB PPL 25-FGR	WEB PPL 38-FGR	WEB PPL 51-FGR
	KELLY GREEN	WEB PPL 25-KGR	WEB PPL 38-KGR	WEB PPL 51-KGR
	TEAL GREEN	WEB PPL 25-TGN	WEB PPL 38-TGN	WEB PPL 51-TGN
	LINEN	WEB PPL 25-LIN	WEB PPL 38-LIN	WEB PPL 51-LIN
	NATURAL	WEB PPL 25-NAT	WEB PPL 38-NAT	WEB PPL 51-NAT
	ORANGE	WEB PPL 25-ORA	WEB PPL 38-ORA	WEB PPL 51-ORA
	RED	WEB PPL 25-RED	WEB PPL 38-RED	WEB PPL 51-RED
	SILVER	WEB PPL 25-SLV	WEB PPL 38-SLV	WEB PPL 51-SLV
	TAN	WEB PPL 25-TAN	WEB PPL 38-TAN	WEB PPL 51-TAN
	YELLOW	WEB PPL 25-YLO	WEB PPL 38-YLO	WEB PPL 51-YLO

• Denotes non-stock items which may have minimum purchase requirements.

WEBBING

Fasnaps high quality webbing along with our extensive plastic and metal hardware lines provide versatility for many applications.

MATERIAL • POLYPROPYLENE		LIGHTWEIGHT			100 YD. ROLLS		
	COLORS	5/8"	3/4"	1"	1-1/2"	2"	3"
		PART NUMBER					
	WHITE	WEB PPL 16-WHT	WEB PPL 20-WHT	WEB PPL 25-WHT	WEB PPL 38-WHT	WEB PPL 51-WHT	WEB PPL 75-WHT
	BLACK	WEB PPL 16-BLK	WEB PPL 20-BLK	WEB PPL 25-BLK	WEB PPL 38-BLK	WEB PPL 51-BLK	WEB PPL 75-BLK
MATERIAL • POLYPROPYLENE		HEAVYWEIGHT			100 YD. ROLLS		
	COLORS	3/4"	1"	1-1/4"	1-1/2"	2"	3"
		PART NUMBER					
	WHITE		WEB PPH 25- WHT		WEB PPH 38- WHT	WEB PPH 51- WHT	WEB PPH 75- WHT
	BLACK	WEB PPH 20- BLK	WEB PPH 25- BLK	WEB PPH 32- BLK	WEB PPH 38- BLK	WEB PPH 51-BLK	WEB PPH 75-BLK
MATERIAL • POLYPROPYLENE		EXTRA HEAVYWEIGHT			50 YD. ROLLS		
	COLORS	2"					
	BLACK	WEB PPH 51-BLK					
MATERIAL • NYLON		LIGHTWEIGHT			100 YD. ROLLS		
	COLORS	3/8"	7/16"	1"	1-1/2"	2"	
		PART NUMBER					
	WHITE			WEB NYS 25-WHT	WEB NYS 38-WHT	WEB NYS 51-WHT	
	BLACK	WEB NYS 07-BLK	WEB NYS 10-BLK	WEB NYS 25-BLK	WEB NYS 38-BLK	WEB NYS 51-BLK	
	RED	WEB NYS 07-RED					
MATERIAL • NYLON		HEAVYWEIGHT			50 YD. ROLLS		
	COLORS	1"		1-1/2"		2"	
		PART NUMBER					
	WHITE	WEB NYH 25-WHT		WEB NYH 38-WHT		WEB NYH 51-WHT	
	BLACK	WEB NYH 25-BLK		WEB NYH 38-BLK		WEB NYH 51-BLK	
MATERIAL • POLYESTER		LIGHTWEIGHT			100 YD. ROLLS		
	COLORS	3/4"			1"		
		PART NUMBER					
	WHITE	WEB PEL 20-WHT			WEB PEL 25-WHT		
	BLACK	WEB PEL 20-BLK			WEB PEL 25-BLK		
MATERIAL • SEWABLE POLYESTER		LIGHTWEIGHT			100 YD. ROLLS		
	COLORS	1-1/2"			2"		
		PART NUMBER					
	WHITE	WEB PEL 38V2-WHT			WEB PEL 51V2-WHT		
	BLACK	WEB PEL 38V2-BLK			WEB PEL 51V2-BLK		
	CADET GRAY	WEB PEL 38V2-CGY			WEB PEL 51V2-CGY		
MATERIAL • POLYESTER		HEAVYWEIGHT			50 YD. ROLLS		
	COLORS	3/4"	1"		1-1/2"	2"	
		PART NUMBER					
	WHITE	WEB PEH 20-WHT	WEB PEH 25-WHT	WEB PEH 38-WHT	WEB PEH 51-WHT		
	BLACK	WEB PEH 20-BLK	WEB PEH 25-BLK	WEB PEH 38-BLK	WEB PEH 51-BLK		
MATERIAL • POLYESTER/ *POLYPROPYLENE		SEAT-BELT			100 YD. ROLLS		
	COLORS	1"			2"		
		PART NUMBER					
	WHITE	WEB PET 25V3 WHT (3 Panel)					
	BLACK	WEB PET 25V3 BLK (3 Panel)			*WEB PPL 51V4 BLK (4 Panel)		



SUCTION CUPS

Hang signs or displays. Sticks to smooth, nonporous surfaces like glass, plastic, fiberglass and tile.

		DESCRIPTION	PART NUMBER
		Molded vinyl cup with steel/nickel clip	05-GM-40MM-SUCTION 05-GM-60MM-SUCTION

SHOCK CORD

Our shock cord is available in different markings, cover material and widths, providing versatility to many applications.



SIZE	DESCRIPTION	100 ft. Spools	500 ft. Spools	1000 ft. Spool
		PART NUMBER		
1/8"	White/Black Marker	SC 0018-PSW-1C-WB	SC 0018-PPB-5C-B	SC 0018-PPB-1M-B
	Black	SC 0018-PPW-1C-B		
3/16"	White/Black Marker	SC 0316-PSW-1C-WB	SC 0316-PSW-5C-WB	
	Black	SC 0316-PPB-1C-B	SC 0316-PPB-5C-B	
1/4"	White/Black Marker	SC 0014-PSW-1C-WB	SC 0014-PSW-5C-WB	
	Black	SC 0014-PPB-1C-B	SC 0014-PPB-5C-B	
5/16"	White/Black Marker	SC 0516-PSW-1C-WB	SC 0516-PSW-5C-WB	
	Black	SC 0516-PPB-1C-B	SC 0516-PPB-5C-B	
3/8"	White/Black Marker	SC 0038-PSW-1C-WB		
	Black	SC 0038-PPW-1C-B		
1/2"	White/Black Marker	SC 0012-PSW-1C-WB		

SHOCK CORD HOOKS • HOG RINGS

Combine our standard shock cord and shock cord hooks to create custom shock cord straps.



SHOCK CORD HOOK

Black

SIZE	DESCRIPTION	LENGTH	PART NUMBER
3/16"	PVC Black Cover	1 3/4"	SCH 0316-0134-2B
3/16"	PVC Black Cover	2 3/4"	SCH 0316-0234-2B
1/4"	PVC Black Cover	1 3/4"	SCH 0014-0134-2B
1/4"	PVC Black Cover	2 7/8"	SCH 0014-0278-2B
5/16"	PVC Black Cover	1 3/4"	SCH 0516-0134-2B
5/16"	PVC Black Cover	2 7/8"	SCH 0516-0278-2B
3/8"	PVC Black Cover	1 3/4"	SCH 0038-0134-2B
3/8"	PVC Black Cover	2 7/8"	SCH 0038-0278-2B
1/2"	PVC Black Cover	1 3/4"	SCH 0012-0134-2B
1/2"	PVC Black Cover	2 7/8"	SCH 0012-0278-2B

HOG RINGS

Stainless Steel



CROWN		DESCRIP-TION	OPENING		CLOSED I.D.		GUAGE	EST. PCS/LB.*	PART NUMBER
IN	MM		IN	MM	IN	MM			
3/8"	9.5	Blunt End	3/16"	5	1/8-5/32"	3-4	14 (.080")	800	HR38SS
1/2"	12.5	Blunt End	5/16"	8	5/32-7/32"	4-5.5	14 (.080")	700	HR12SS
5/8"	16	Blunt End	7/16"	11	7/32-1/4"	5.5-6.5	14 (.080")	550	HR58SS
3/4"	19	Blunt End	1/2"	12.5	1/4-5/16"	6.5-8	14 (.080")	480	HR34SS
7/8"	22	Blunt End	5/8"	16	5/16-3/8"	8-9.5	14 (.080")	425	HR78SS
1"	25.5	Blunt End	3/4"	19	7/16-1/2"	11-12.5	14 (.080")	375	HR1SS

*Hog rings are sold per pound. Approximate per pound count indicated. Galvanized hog rings available upon request.



• Denotes non-stock items which may have minimum purchase requirements.

HOG RING PLIERS ALSO AVAILABLE • PG. 31

XX



SCXX



PART NUMBER

HOGRINGPLIER-XX
HOGRINGPLIER-SCXX

DESCRIPTION

Tool for hog ring part numbers: HR58,HR34,HR78,HR1
Tool for hog part numbers: HR38,HR12

SHOCK CORD COVER/CORE MATERIALS

PART NUMBER

DESCRIPTION

PSW

Polyester Cover w/White Rubber Core

PSB

Polyester Cover w/Black Rubber Core

PPW

Polypropylene Cover w/White Rubber Core

PPB

Polypropylene Cover w/Black Rubber Core

SNAPPY TAPE

Fasnap® snappy tape saves on assembly costs and guarantees uniform spacing even if the opposing fasteners are attached in different facilities. Snappy tape is comprised of low profile, polyacetal fasteners that have been molded directly to polyester tape at evenly spaced increments. For convenience, snappy tape is sewn to the end product; can be molded in any color, ordered in pre-cut lengths, and



STANDARD

PART NUMBER	COLOR	Tape Width	Snap Dia.	Fastener Spacing
ST15SP25W100P	WHITE	1"	9/16"	3-15/16"
ST15SP25B100P	BLACK	1"	9/16"	3-15/16"
ST23SP40W100P	WHITE	1-9/16"	7/8"	3-15/16"
ST23SP40B100P	BLACK	1-9/16"	7/8"	3-15/16"

DIRECTIONAL

PART NUMBER	COLOR	Tape Width	Snap Dia.	Fastener Spacing
ST15DP25W100P	WHITE	1"	9/16"	3-15/16"
ST15DP25B100P	BLACK	1"	9/16"	3-15/16"
ST23DP40W100P	WHITE	1-9/16"	7/8"	3-15/16"
ST23DP40B100P	BLACK	1-9/16"	7/8"	3-15/16"

Snappy Tape minimum order • 10,000 yds.

FASNAP PRODUCTION PACKAGING

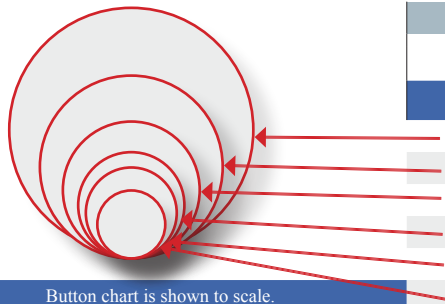


Fasnap® has a wide range of packaging options available to meet your needs. Everything from bag and box labeling to barcoding and customized package quantities from a single component to a complete assembly.



UPHOLSTERY BUTTON SUPPLIES AND EQUIPMENT


Fasnap® covers thousands of buttons daily. We are equipped to handle small runs of 50 pieces or larger production runs of several thousand pieces per day. With our ability to control rigid ISO 9001: 2015 quality standards on button manufacturing, we can supply customers with buttons covered with selected material on a timely and cost-efficient basis.




BUTTON CHART	
Size	Ligne
PART NUMBER	
2"	80
1-3/8"	60
1-1/8"	45
7/8"	36
3/4"	30
9/16"	22


Button chart is shown to scale.


The shell portion of the button assembly is available in soft wax, soft wax rust resistant, and aluminum.


SHELLS						
	#22	#30	#36	#45	#60	#80
	PART NUMBER					
Soft Wax	SHEL22SOFW	SHEL30SOFW	SHEL36SOFW	SHEL45SOFW	SHEL60SOF	SHEL80SOF
Soft Wax Rust Resistant		SHEL30SOFWR	SHEL36SOFWR	SHEL45SOFWR		
Aluminum		SHEL30AL	SHEL36AL			


From tufting to snap buttons, Fasnap® offers several button backs for various applications.

BACKS						
	#22	#30	#36	#45	#60	#80
	PART NUMBER					
Durasnap		DURABK30	DURABK36			
Nylon Hook Back	HKBK22NYL	HKBK30NYL	HKBK36NYL	HKBK45NYL	HKBK60NYL	HKBK80NYL
Wire-Eye Back	WEBK229	WEBK309	WEBK369	WEBK459	WEBK609	WEBK809

PRONG BACKS				
	#22	#30	#36	#45
	PART NUMBER			
SIZE	PART NUMBER			
1-1/2"	PRGBK22112	PRGBK30112	PRGBK36112	PRGBK45112
2"	PRGBK222	PRGBK302	PRGBK362	PRGBK452
2-1/2"	PRGBK22212	PRGBK30212	PRGBK36212	
3"		PRGBK303	PRGBK363	PRGBK453

NAIL BACKS			
	#22	#30	#36
	PART NUMBER		
SIZE	PART NUMBER		
5/8"	NALBK2258		
7/8"	NALBK2278	NALBK3078	
1-1/2"	NALBK22112	NALBK30112	NALBK36112

PIVOT BACK				
	#30	#36	#60	#80
	PART NUMBER			
SIZE	PART NUMBER			
No Tack	PVBK30MTL	PVBK36MTL		PVBK80MTL
3/8" Tack	PVBK3012TK			
3/8" Tack	PVBK3038TK		PVTK6038	
3/4" Tack				

PIVOT TACK	
	#22
	PART NUMBER
SIZE	PART NUMBER
1/2" Tack	PVTK12
3/8" Tack	PVTK38
3/4" Tack	PVTK34

All button parts are sold in five gross increments.

TUFTING DISC AND WASHERS

	SIZE • DESCRIPTION	PART NUMBER
	#1- 1" Metal Prong Washer	WSH1PRGM
	#15 - 1" Nail Washer	WSH15NAL
	#5 Fiber Prong Washer	WSH5PRGF
	#8 Plastic Prong Washer	WSH8PRGP
	#9 Poly Tufting Disk	WSH9TUFT
	#11 Poly Tufting Disk	WSH11TUFT

PRE-TIED LOOPS

	SIZE	PART NUMBER
	2"	LOOP2PT
	2-1/2"	LOOP212PT
	3"	LOOP3PT
	3-1/2"	LOOP312PT
	4"	LOOP4PT

Other sizes available with minimum purchase requirements. Minimum order quantity 5000 pieces.

2-PIECE BUTTON DIE SETS FOR HANDY JR. MACHINE

SEE BUTTON CHART	Light	Medium	Heavy
Button size/fabric weight	PART NUMBER		
#22	DIES22LU2	DIES22HU2	DIES22HUX2
#30	DIES30LU2	DIES30HU2	DIES30HUX2
#36	DIES36LU2	DIES36HU2	DIES36HUX2
#45	DIES45LU2	DIES45HU2	DIES45HUX2

3-PIECE BUTTON DIE SETS FOR SWIVEL PLATE MACHINE

SEE BUTTON CHART	Light	Medium	Heavy
Button size/fabric weight	PART NUMBER		
#22	DIES22LU3	DIES22HU3	DIES22HUX3
#30	DIES30LU3	DIES30HU3	DIES30HUX3
#36	DIES36LU3	DIES36HU3	DIES36HUX3
#45	DIES45LU3	DIES45HU3	DIES45HUX3

ULTRASONIC WELDING



Ultrasonic welding is used to secure two materials together. The ultrasonic welding process uses high-frequency waves instead of heat or electricity. As two components are secured under pressure, the ultrasonic welder emits acoustic waves that travel through the materials. This process causes the materials to vibrate creating friction and heat that makes the components melt. Upon completion, the two separate parts form a single component as they cool and harden. Ultrasonic welding does not require soldering, fasteners, adhesives or other binding materials, such as thread.

Ultrasonic welding hook and loop tape together is a cost effective process that can substitute for stitching. The ultrasonic welder creates a bond that is stronger than that achieved by sewing. Subsequently, sonic welded hook and loop straps have the strength equivalent of one solid piece of material, creating a reliable bond.

BUTTON MACHINES

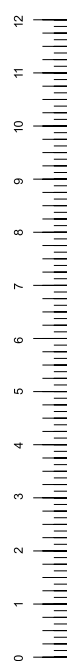


PART NUMBER		
MACH1JR		
DESCRIPTION		
Height: 22" Weight: 13 lbs.		
Manually operated covering and cutting machine. Used with Handy 2-piece dies and short cutter.		
SIZE	PART NUMBER	DESCRIPTION
3/8"	ASAPSNAPJR	Adapts machine shank to set fasteners.



PART NUMBER		
MACH5PABTN		
DESCRIPTION		
Height: 47" Floor Space: 20" x 23"		
Air operation provides uniform power pressure to ensure consistently tight buttons. This machine is also available as a kick press.		

FASNAP PRODUCTION CUT-TO-LENGTH



For applications requiring pre-cut webbing, shock cord, or hook and loop, save time, labor and hassle by having Fasnap's automated machinery do the job.

Our state-of-the-art cutting equipment can handle all your cutting needs, and is a cost effective alternative to manual cutting processes. For information about these value-added services or other customer services we offer, call a Fasnap® sales representative today.

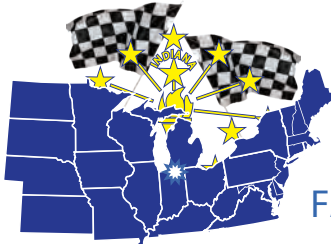
● Denotes non-stock items which may have minimum purchase requirements.

800•624•2058

LIMITED LIFETIME WARRANTY



This icon denotes premium product warranted by Fasnap® Corp.



CORPORATE

574•264•1185

FAX 574•264•0802



SOUTHEAST

407•816•9993

FAX 407•816•9933



Product lines include: 4600 - 4647 - 4650 - 7058 - 7059 - 16000 - 18000 - GRM - SnapFast

Fasnap® Corp., supports a **LIMITED LIFETIME WARRANTY** on its Premium Brands of Snap Fasteners and Grommets.

This warranty provides the assurance that our premium brand fasteners, when properly installed and maintained, used in normal applications and under normal environmental conditions, are free from defect.

Should these Premium Fasteners ever fail, Fasnap® Corp. will provide the original purchaser free replacement of the fastener. This warranty is limited to the original customer of Fasnap® Corp. or Fasnap's authorized distributor and applies only to the Premium brands that Fasnap® Corp. offers to our customers. This warranty does not apply to products that fail due to improper installation or inadequate application design. This warranty is voided should these Premium Brand Products be combined with any other fasteners not covered by this warranty. Fasnap® Corp. reserves the right to inspect any product or application submitted for claim and approve claims thereof.

Fasnap® Premium Brands of Snap Fasteners and Grommets

Series include:

4647

4650

7058/7059


16000

18000

GRM

SNAPFAST®

PROTECT the value of **YOUR** product with the right **FASTENERS** by obtaining everything your company needs from www.fasnap.com



FASNAP®